



Thanks for
choosing Mi
Xiaoyi Smart-
camera!

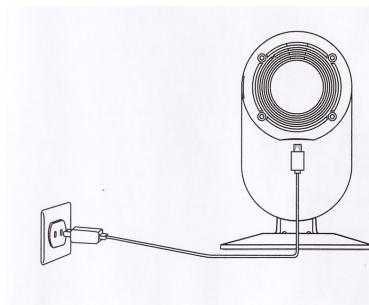
www.Xiaomi-Mi.com

1. Installation

Power Connection

From below find the socket for an USB cable and connect it, connect a cable to power. The lit forward indicator means that the camera is switched on.

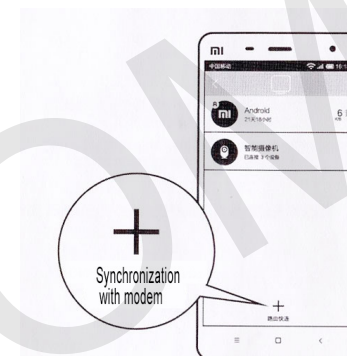
Before installation of the camera be convinced available 2.4G of a network and a signal of Wi Fi



2. Fast synchronization with Mi router in one click

Very simple and fast installation

Open Mi router application and wait until the yellow indicator lights up. After that in «smart settings», choose «fast synchronization with a router». The lit blue indicator means that synchronization is successfully complete.



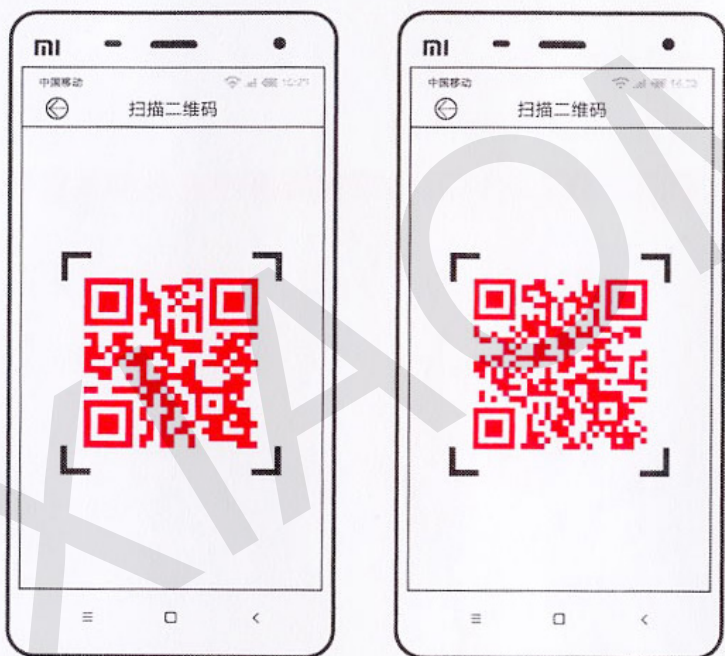
3. What to do if you do not have Mi router?

Download and install Mi smart home application or Mi Xiaoyi Smart-camera.

Scan the below-specified QR codes Mi the smart house or Mi Xiaoyi Smart-camera and finish your installation.

QR-code Mi smart home

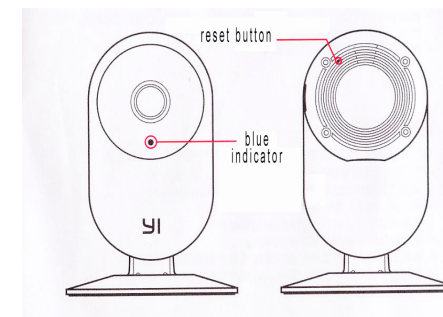
QR-code application Mi Smart-camera



4. Switching up

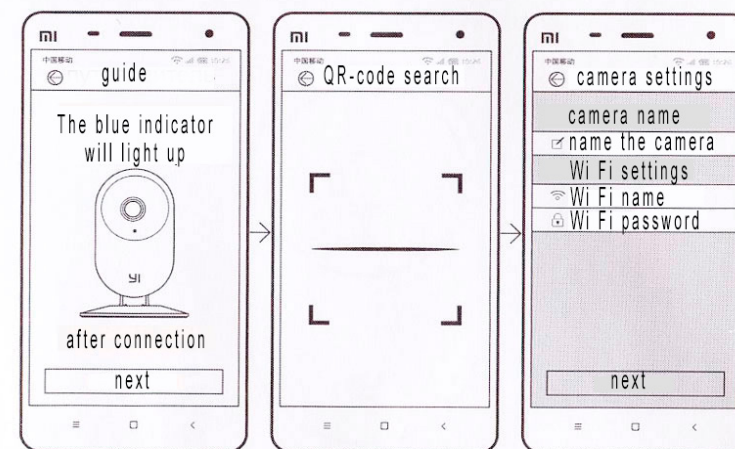
Turn power on, wait about 20 seconds that the yellow indicator lit up.

If the yellow indicator doesn't light up, press the reset button and hold it approximately within 5 seconds when there is a blue indicator, inclusion is complete.

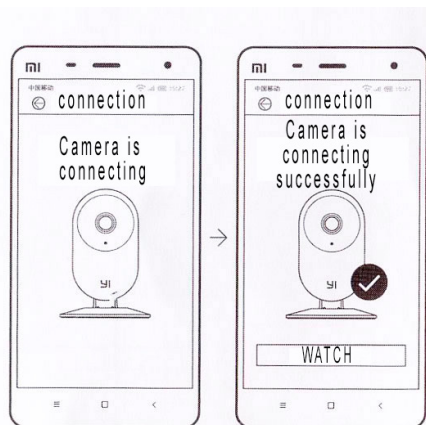


5. Addition of Mi Xiaoyi Smart-camera

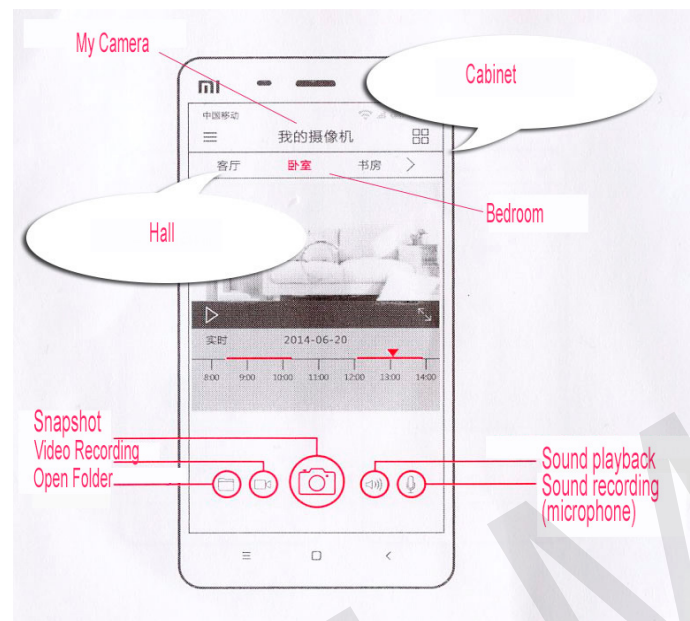
The procedure of a successful addition of the camera (It is also possible to install some cameras)



6. After successful addition of the camera, you can watch video remotely



7 Instruction on use of the app of remote video



8. Precautions

- To establish far from metal subjects;
- Not to install the camera behind furniture and nearby with the microwave oven;
- To avoid complication of an audiocable, a video cable, an USB cable and to leave rather free space for an electric cable;
- It is necessary to provide a cover zone of wireless Wifi of a signal and to place the camera most close to the Internet.

9. Connection of other Internet

- At connection of other Internet it is necessary, to press the reset button and to hold it about 5 seconds. The lit-up blue indicator means that inclusion is complete. Then again it is necessary it will be connected to the Internet.

10 Warranty

Warranty terms

If during period of validity of a guarantee you had production malfunctions, you can use guarantee service:

1. Within 7 days from the moment of purchase, in case of a problem, after presentation of the receipt, you can return money or choose free replacement of goods at the same cost.
2. Within 15 days from the moment of purchase, in case of a problem, you can use the right for free replacement of goods at the same cost; If you have a warranty card for a year.
3. This warranty card can't be corrected, differently it will be considered as the invalid.

Conditions of warranty repair

The list of circumstances (including, but without being limited), under which guarantee maintenance is impossible:

- absence of the warranty card, receipt or period of validity of a guarantee I ended;
- the damages which arose in a consequence of use of the device not to destination, wrong leaving or wrong technical service;
- the damages which arose at force majeure circumstances such as: lightning stroke, fire or flood;
- number of model specified in the guarantee certificate, and number on the device don't coincide;
- the malfunctions which arose in a maintenance consequence in the service centers of other trademark;
- at emergence of similar cases you should address to the relevant service centers or to choose paid services;
- decolouration or wear in a consequence of operation of the device aren't included into guarantee service.

11. Presence of toxic and harmful substances

Name	Toxic and harmful substances or elements					
	Pb	Hg	Cd	Cr6+	PBB	PBDE
Camera basis	0	0	0	0	0	0
Electronic plate	x	0	0	0	0	0
Charger	0	0	0	0	0	0
Accessories	0	0	0	0	0	0
Clarification	<p>O: toxic and harmful substances in all accessories of this device to contain in quantity below limit value SJ/T11363-2006 "Requirements of Restriction Existence of Toxic and Harmful Agents in Goods" agrees.</p> <p>X: means existence of toxic and harmful substances at least in one of in accessories of this device in the quantity exceeding limit value according to SJ/T11363-2006 "Requirements of Restriction Existence of Toxic and Harmful Agents in Goods".</p>					

These goods correspond European requirements to RoHS and standards for environmental protection; the international countries can't still replace or reduce the content of aluminum in a copper alloy.