

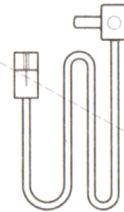
Mi internet speaker

Instruction


Complectation and the functional allocation of buttons.



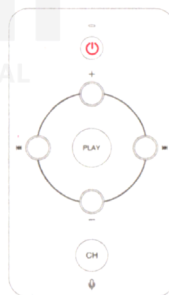
Column x1










Feed cable x1



AUX port
USB port
Power connector



Panel buttons

- | | |
|--|---|
|  Power |  Previous track |
|  Start/Pause |  Next track |
|  Volume up |  Channel switching/
Voice control |
|  Volume down | |

Starting of work

1. Installing Mi speaker APP on phone.

To install application of Mi speaker, find and download it in APP Store or scan a QR code.



2. Connection to Wi-Fi via APP.

Connect a speaker to a supply, open Mi speaker APP, following application instructions, perform the Wi-Fi tunings.

Attention: after saving the Wi-Fi settings, phone must be in a zone of access of the same Wi-Fi signal.

3. Reproduction/downloading of music.

Using Mi speaker APP, create special playlists and audio channels, taking into account interests of each member of a family. In case of further using playing of different playlists is possible, even if phone isn't near the speaker. The device has 8 GB of built-in memory, listen to your favourite music, even you are in the absence of the Internet.

Attention: Mi internet speaker gives an opportunity to download high-quality music, continue to enjoy favourite music even in the absence of WiFi signal.

Methods of listening of music



WiFi

The device is connected to the Internet, edit the list of songs via mobile application. Save your playlist in memory of the speaker. Even if you will have no phone, you can listen to your favourite music. The speaker has 8 GB built-in memory, listen to favourite music, even in the absence of the Internet.



Bluetooth

Phone/ Settings/ Bluetooth
Select «Mi internet speaker», execute connection on Bluetooth. You can play music, which is saved on phone, through a speaker.



AUX of audio cable

Connect a cable with the 3.5mm connector with any devices with AUX audio output, than you can listen favourite music.



USB

Mi internet speaker has USB port, you can play music from external portable devices or add a song in the playlist of a speaker.



Wireless reproduction

Mi internet speaker supports playing of music through Qplay, DLNA servers and many other wireless technologies of media content transmission.



Remote access

Use PC or MAC computers, register in application the IP address of remote access. Then you can copy music, which is stored on the computer, to the built-in memory of a speaker. The new device can play saved favourite playlists.

Technical characteristic

Supply

Tension: EXPERT 100-240V-50\60Hz.

Maximum power consumption: 30W.

Audio characteristic

Audio channel: 2;

Audio connection to a column: Wi-Fi, Bluetooth, USB, AUX;

Maximum sampling rate: 192kHz;

Electronic frequency response: 20 - 40000Hz;

Acoustic frequency response: 60 - 22000Hz (-6dB);

Maximum power output: 2x10W; SNR (USB input, 1KHz, output 10W): 105dB;

Cross noise (USB input, 1KHz): -90dB

THD+N (USB input, 1KHz, output 10W, electronics): < 0.1%.

WiFi

Protocol: 802.11 a/b/g/n/ac;

Range of frequencies: double frequency 2.4G/5G.

Bluetooth

Standard: W 4.1;

Low energy consumption: BLE.

Speaker

Acoustics resistance: 8 Ohms;

Bass: technology of the ventilated air duct.

Memory

Type: eMMC;

Volume: 8GB.

Warranty

Warranty service is carried out according to the law on «The rights of a customer of the People's Republic of China» and «The law on quality of production of the People's Republic of China». Enters warranty service: Within 7 days from the moment of purchase, in case of origin of a problem from «List of faults», Xiaomi Service center defines the problem reason, then you can select return or one-time free changeover of the same model goods.

Within 15 days from the moment of purchase, in case of origin of a problem from «List of faults», Xiaomi Service center defines a problem, then you select one-time free changeover of the same model goods or repair.

Within 12 months from the moment of purchase, in case of arise a problem from «List of faults», Xiaomi Service center defines a problem, then free repair is provided to you.

Conditions, which don't meet guarantee maintenance

The list of circumstances, under which guarantee maintenance is impossible:

1. The damages, resulted from misuse of the device, its care or storage;
2. Period of validity of a warranty expired;
3. The damages which arose under force- majeure (unforeseen) circumstances;
4. Breakages which resulted from maintenance of the device at unauthorized service centers or unauthorized persons.