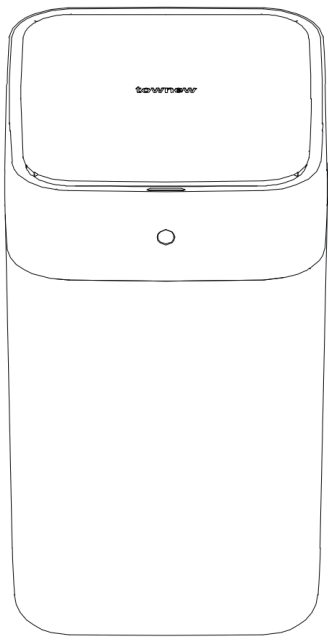
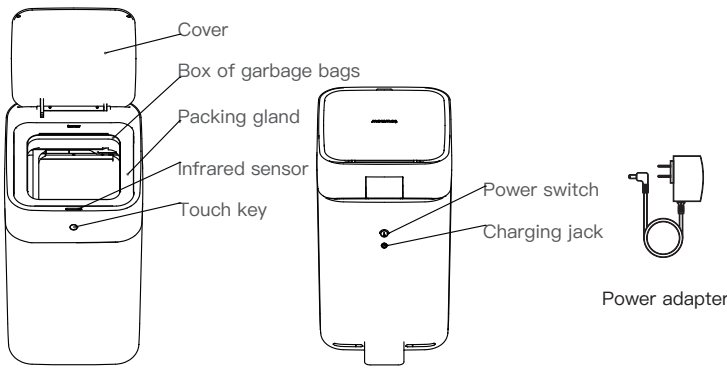


TOWNEW T1 Manual



Product Introduction



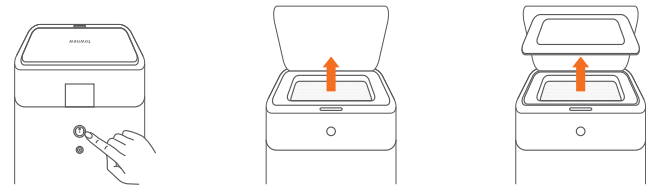
The Basic Parameters

Name	Parameters
G.W	4kg
N.W	3.5kg
Carton Size	293x343x453mm
Product Size	240x310x402mm
Battery	12V 2.2AH
Power Adapter	13.8V 0.65A
Charge Time	10h
Operative Norm	GB4706.1

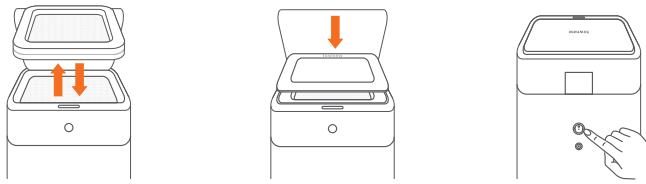
Directions for use

1. First use
Step 1: open the power switch on the back and press the button “I”;
Step 2: long press the button on the front until hearing the “Di” sound twice,then it can work normally, then all function is available.
2. Automatic induction mode
Access to the sensor within 35 cm from above, then the cover will be opened automatically. After removing, LED lights gradually fade and turn off automatically.
3. The open–cover mode
Touch the button and the mode will be activated after ‘Di’ sound. Press it again for closing the cover and restore the automatic induction. Under the open–cover mode, the light and the induction are off.
4. Automatic packing system
Long press the button, after twice ‘Di’ sounds, the garbage can will be automatically packed. When the packing is completed, the cover will open and the packaged garbage bag can be taken out.
5. Charge
When there is a continuous “Di” sound and the light bar is flashing, it means it’s low power. The power should be turned on during 10 hours charging time. Meanwhile, the light bar is keeping continuous flashing. The light will turn off when the charging completed.

6. Replace the box of garbage bags



1. Turn off the power 2. Open the cover 3. Remove the packing gland



4. Take out the old box and put in the new 5. Cover the gland 6. Turn on the power

Common Trouble Shooting

1. Automatic sensor failure
Manually close the cover during open–cover mode – then touch the button, and automatic sensor can be restored after the ”Di” sound.
2. Touch button failure
Touch the button when opening the power – restart the bin 5 seconds later.
3. Packing system failure
The previous packing stick did not return to its initial position – long press the touch button to reset it, and then long press the button again for restarting
Excessive rubbish in the garbage can, which exceeding the height of the packing system – compact or remove a part of rubbish and repackaging it.
4. Cutting bags failure
Water or garbage is stuck at the sealing bag mechanism – manually pull out part of the garbage bag and repack it.
5. Bag changing failure
Infrared ray in the bottom of the garbage can is covered by water or dirt – clean them out from the garbage can.

Kindly Reminders

- * Please do not put excessive garbage, for avoiding improper packing
- * Please do not open the cover when the product is packing, for avoiding scald.
- * If the product will not be used for a long time, please turn off the power after fully charged
- * The machines contain lead–acid batteries. At the end of their lives , please handed over the batteries to the recycling drop points or professional recycling organizations

Warning

Do not use unofficial batteries and chargers for charging purpose.
Do not dismantle, repair, refit the product and replace the batteries by yourself.
Do not expose the product to high temperature conditions or wash it by water
Do not throw flame, alcohol, gasoline, gunpowder and other volatile, flammable and combustible articles into it.

Harmful substances and contents in products

Part Name	Harmful Substances					
	Pb	Hg	Cd	Cr(VI)	PBB	PBDE
Circuit components	×	○	○	○	○	○
The shell	○	○	○	○	○	○
Transmission wheel, fan blade structural parts	○	○	○	○	○	○


O: The percentage of this harmful objects which is inside of all homogeneous materials of the component is lower than the GB/T 26572–2011 limitedly specified requirement.
X: The percentage of this harmful objects which is at least inside one of homogeneous materials of the component is higher than the GB/T 26572–2011 limitedly specified requirement.

Warranty Regulations

- 1.We provide 1–year warranty for the main body
- 2.Warranty documents for details at our website:ww–w.townew.com
- 3.We do not replace or refund any sold product except for quality problem.

Disclaimers

This warranty does not cover the following cases:
1. Man–made surface corruption,break,distortion,or damages due to improper installation,operation,and maintenance.
2. The warranty period has expired.
3. Product repaired by unauthorized service provider or person–nel,or disassembled by users themselves.
4. The consumable,such as the box of garbage bags are not covered by warranty.



WeChat



Weibo

townew

Address: C–213,1#, No.899 Dan Gui Road | Shanghai | China
Web:www.townew.com
Tel: 400–821–6632

—— We reserve all the right for the final explanation.——