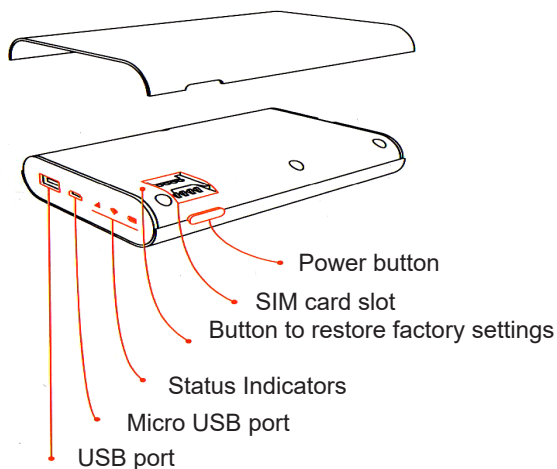


## ZMI power bank+modem 7800 mAh

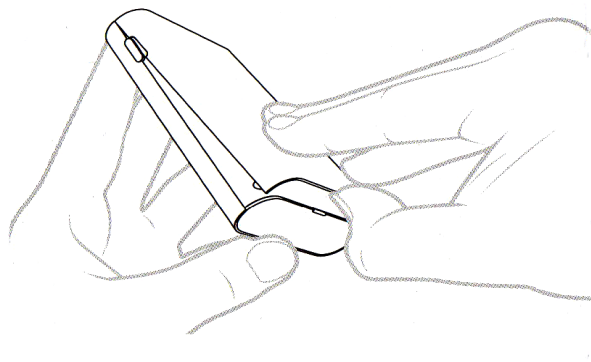
### Introduction to handheld ZMI power bank+modem



1.

### Open upper panel

- Identify the front and back of the device, then insert the nail of the thumb with a special chute
- Hold the device, pull it up.

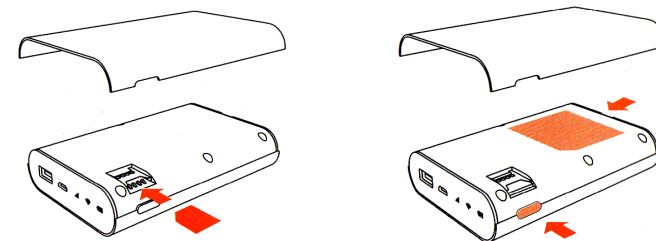


XIAOMI-MI.COM

2.

### Installation of Internet SIM card

- Chip down
- Insert a card into the slot
- Use Micro SIM card



### 3. Connecting to the router and connect to the Internet

- Press and hold the power button until it lights up the main indicator
- When the WIFI indicator flashes, you can connect to the network
- The network name and password can be found on the label located on the back side of the device.

4.

### Settiing a device up

By browser



<http://192.168.21.1>

<http://mifi.zmifi.com>

Or by mobile app

ZMI power bank+modem



Default password

: zimifi

Congratulations!

Join pleasure of using ZMI power bank+modem

### Warranty

Warranty service is carried out in accordance with the «rights of consumers» law and «Law on product quality.» The warranty service includes:

During the warranty period you may repair, exchange or return an item. For repair, replacement or return of goods you need to have a check.

1. Within 7 days from the date of purchase, in case of a problem of «fault list» service center Xiaomi determines the cause of the problem, then you can choose a free replacement product, return or repair.

2. Within 8-15 days from the date of purchase, in case of a problem of «fault list» service center Xiaomi defines the problem, and then you choose a free replacement or repair of the goods.

3. Within 12 months from the date of purchase, in case of a problem of «fault list» service center Xiaomi defines the problem, then you are given a free repair.

List of faults ZMI power bank+modem (3G/4G, 7800mAh)

- Cracks / damage due to device design and material
- Button of a device do not operates
- Malfunction of status indicators
- If you have problems with charging / discharging device
- After a full charge of new device, the charge level is 80% and less
- Problems with charging a smartphone
- Problems of connecting to WIFI
- Problems with the connection to the Internet

Warranty terms

The list of circumstances (including, but not limited to), under which compensation is not possible:

- Repair of the device by unauthorized service centers, drop, abuse, liquid ingress, accident, or if you're broke or slipped label and labeling of the device;
- The warranty period is ended;
- Damage caused by force majeure;
- Problems that are not included in the list of faults ZMI power bank + modem (3G / 4G, 7800mAh);
- Damage ZMI power bank + modem (3G / 4G, 7800mAh), arising in consequence of the use of the device for other purposes or intentional damage.

For more information on the ZMI power bank + modem, go to the site <http://www.zmifi.com> or call technical support

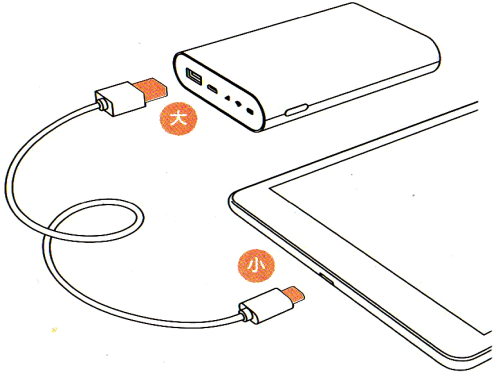
Producer: «Hong Su ZMI Technology»  
Address: Jiangyin, ul.ChengJiang 159, A913

Warning!

Before the first use of the device, fully charge it.  
During charging of digital devices, watch the display of the device to ensure that the charging has really begun.

Thus, at the same time you make sure normal operation ZMI power bank + modem.  
Use a standard USB cable during recharging ZMI power bank + modem or during charging other digital devices.

When you connect a digital device to the ZMI power bank + modem, a digital device priority by ZMI recharged battery.



After recharging digital device, disconnect the USB cable to avoid wasting power.

In the case of inclusion of the protection status ZMI power bank (the LED is not lit, after pressing), due to a short circuit on the output, or various other reasons, it is necessary to recharge it using external power sources to resume its normal operation.

During connection ZMI power bank + modem to the computer, it can use the Internet traffik. Please pay a special attention to this!

Safety measures


Do not open, disassemble, extrude or puncture the device;  
Do not submerge in water, the fire and do not store it in rooms with temperatures above 60C (140F), and does not leave the device in direct sunlight;  
Avoid the cases in which a short-circuit may occur. Do not store the device in boxes or drawers to avoid their possible internal short circuit, which can arise due to the conductive material;  
Do not expose the device to mechanical shock;  
During the leakage of the device, do not touch the liquid electrolyte, and if you do occasionally touch it, wash hand under high pressure clean water and contact a medical facility;  
Children can use the device only under adult supervision;

6. Status Indicators



Green	Strong signal	Switching on	Normal battery power
Orange	Weak signal		Battery power less than 50%
Red	No signal		Low battery power

7. Micro SIM card



- Compare the size of your card with the cards above
- For Internet cards, please contact your local network operator