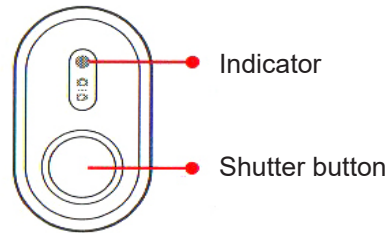


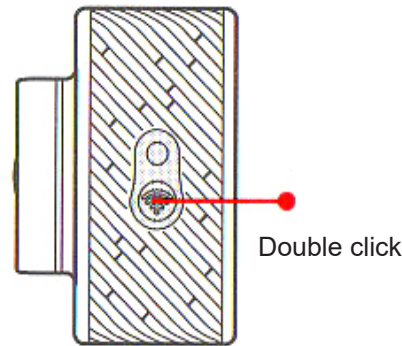
## Remote control for Yi Camera

The remote control is designed to control Yi Camera



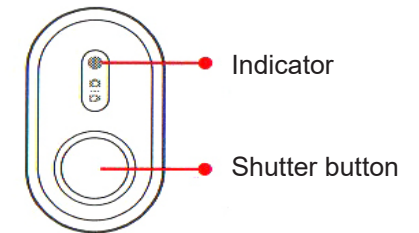
### 2. Using of the remote control

Pair



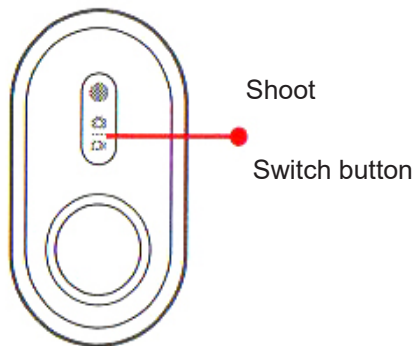
After double clicking Wifi button, you will hear the sound, and then the blue LED will light up. Log in connection mode via Bluetooth.

Press the shutter button, then you will hear sound, and at the same time illuminates a blue LED that indicates successful pairing.



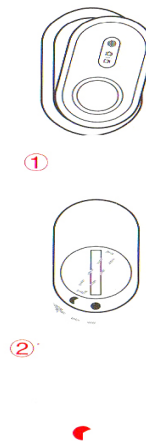
After this, you no longer need to re-connect to the remote control. One click on the shutter button - and you can begin to use the camera. The red light indicates an error in pairing of two devices.

### 3. Shooting



Camera mode: press the shutter button.  
Video mode: press the shutter button to start/stop shoot video.

### 4. Changing the batteries

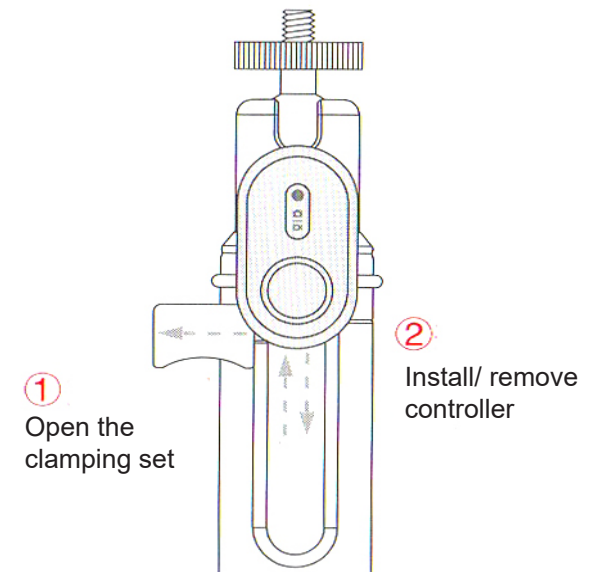


Remove the rubber rim

Rotate the back panel

Turn up the back cover ... .. and then change the battery. You can use a coin so that you can easily turn the back cover, and then remove it.

### 5. Setting the remote controller to a monopod



Open the clamping set

Install/ remove controller

## Guarantee

The list of circumstances (including, but not limited to), under which compensation is not possible:

- The end of maintenance period, fall, neglect, abuse, liquid ingress, accident, broken or slipped the label and marking device;
- The warranty period is ended;
- Damage caused by force majeure, such as lightning, fire or flood.

## Specifications

### Remote Control for Yi Camera

**Name:** Remote Control for Yi Camera  
**CMIIT ID:** 2015DJ2029  
**Material:** silicone, plastic alloy  
**Model:** XYLY01  
**The current standard is:** Q31 / 0115000160C003

**Producer:** «Yi Technology Shanghai»

**Address:** Shanghai, district Phudun, Dzinkhe st, 2889, pl Chhanthay, Ezdanie, 6th Floor

**Version:** CHYKQ -0608-1

Warranty service is carried out in accordance with the law on «the rights of consumers of China» and «Law of the PRC on the quality of products.» The warranty service includes:

During the warranty period you have the right to repair, exchange or return an item. For repair, replacement or return of goods you need to present a receipt.

## The presence of toxic and hazardous substances

There are no any of elements of Pb,Hg,Cd,Cr6+, P, BB, PBDE in product or its presence is lower than the limit value according to SJ / T11363-2006 requirements.

## Terms of Service

1. baseless return only in the official shops and only within 7 days after the purchase (after signing a guarantee of 7 days)
2. Return of goods is only possible with its package
3. In the event of a problem, you can return within 7 days after the signing of the guarantee
4. Return of goods is only possible with its package

in case of a problem, goods can be replaced within 15 days after the signing of the guarantee

In the event of problems, possible free warranty repair of the goods within 1 year after the signing of the guarantee

[www.xiaomi-mi.com](http://www.xiaomi-mi.com)