

COMMUNITY



GLOBAL

COMMUNITY



GLOBAL



oclean

COMMUNITY



GLOBAL

# Oclean Smart Electronic Toothbrush



GLOBAL

COMMUNITY



GLOBAL

COMMUNITY



GLOBAL

[xiaomi-mi.com](http://xiaomi-mi.com)

## User manual

Thank you for using the Oclean One Smart Sonic Electric Toothbrush Electric Toothbrush.

Important safety information

- Due to high-speed vibration, during the first use of a toothbrush, you may feel stinging. This feeling will gradually disappear during regular use of the brush.
- If the toothbrush is not used for a long time, the battery will discharge due to the presence of power consumption during standby. This can be solved by charging, the charging indicator on the brush will not light up immediately. Wait 6 - 10 minutes until the toothbrush returns to its normal state.
- The toothbrush may become hot during charging. If the toothbrush is heated to very high temperatures, immediately stop charging and / or turn off the brush and take it to an authorized Oclean diagnostic service center.
- For a toothbrush only Oclean special heads may be used.
- The toothbrush is intended only for oral cavity cleansing. Do not use it for other purposes.
- A toothbrush is a personal item. This product is not intended for use in dental clinics and should not be used by many patients.
- The toothbrush should not be exposed to direct sun rays for a long time. It should be stored in a cool and dry place.

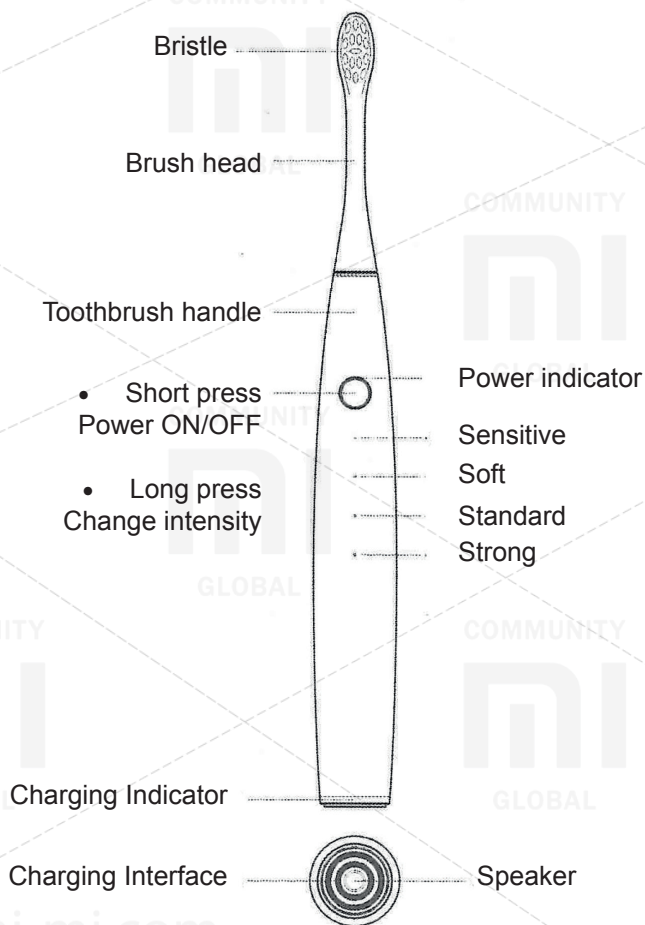
### Persons with an increased sensitivity of the oral cavity

The following categories of people need to use this product with caution.

1. Persons undergoing periodontal surgeries or who are undergoing treatment at the moment.
2. People with oral cavity problems, poorly kept artificial teeth, or bleeding gums.
3. Persons with increased oral sensitivity before using this product need to consult a dentist.

Toothbrush is not suitable for people with limited mental and physical abilities. Not suitable for infants and children under 12 years of age. Children are only allowed to use this product under adult supervision.

Regularly clean the power connector to avoid dust and dirt, which may reduce charging efficiency.



## Explanation

### **Awakening mode (by default)**

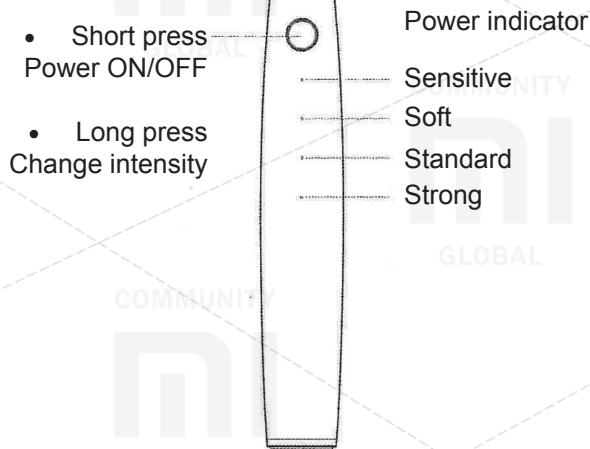
- Make a short press on the power button to turn on the toothbrush, and a sound greetings will be played. The brush automatically goes into sleep after 15 seconds without using it.
- Short pressing after toothbrush activation activates the specified cleaning mode.
- According to the cleaning plan, the toothbrush automatically stops after the specified time. If you need to stop cleaning before reaching the specified time, make a short press on the power button to stop the cleaning.
- Press and hold the power button for 2 seconds to change the intensity of the cleaning.

### **Cleaning mode without wakeup (activated via mobile application)**

- The wipe-free cleaning mode can be activated via the mobile application. A short press on the power button will skip the wakeup mode and immediately start the cleaning process.
- Press and hold the power button for 2 seconds to change the intensity of the cleaning.

### **Anti-spray mode (activated via mobile application)**

- Activate the anti-spatter function through the Oclean mobile application, it effectively prevents spray of liquids when the toothbrush is not used in direct contact with the teeth.



### 4 cleaning modes

- L1 (·) ..... The indicator 1 is illuminated ..... Sensitive  
 L2 (· ·) ..... Two indicators are illuminated ..... Soft  
 L3 (· · ·) ..... The 3 indicators are lit ..... Standard  
 L4 (· · · ·) ..... 4 LEDs illuminated ..... Strong

#### **L1 Sensitive**

Suitable for people with sensitive teeth that use an electric toothbrush for the first time.

#### **L2 Soft**

Suitable for people using an electric toothbrush for the first time.

#### **L3 Standard**

Suitable for people who have used an electric toothbrush before.

#### **L4 Strong**

Suitable for persons with increased teeth cleaning requirements.

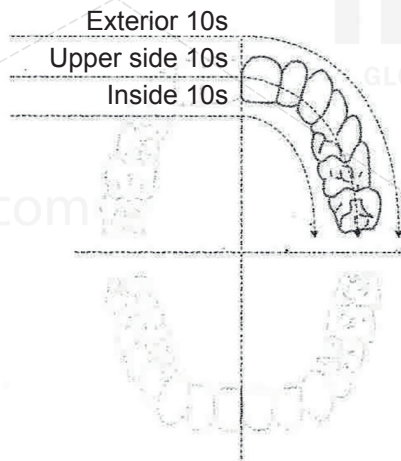
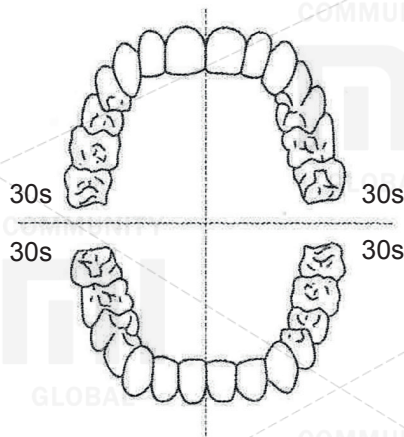
## Clever toothbrush solution

Oculan One is an innovative product in this industry, thanks to the experience of numerous experiments and advice given by dentists. Our new brand of smart and ultrasound toothbrushes meets the needs of each individual individual. Download and log in to our account in our mobile app for more information.

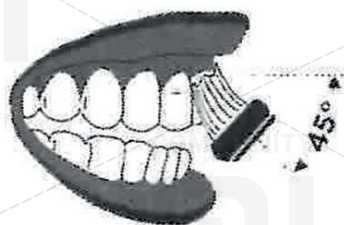
## Recommended toothbrushing method

- **Duration of teeth cleaning**

Dentists recommend the duration of each tooth cleaning for 2 to 3 minutes.



• Recommended method for cleaning teeth



1



2



3



4



5




6

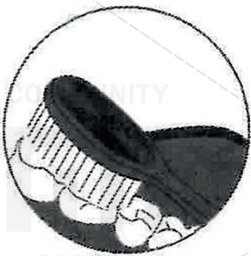
## Steps



Gently insert the brush head into the body of the toothbrush. Between the casing and the head there should be a small gap for the normal operation of the nozzle.



To prevent spattering of the toothpaste, apply a small amount of paste to the brush head before use. (An ultrasonic toothbrush saves more toothpastes than an ordinary toothbrush)



Wash the brush head with water and place it in the mouth, switch on the brush to start cleaning.

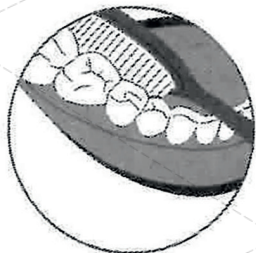


Slowly move the bristle at an angle of  $45^{\circ}$  along the gum line for proper tooth brushing.





Hold the brush handle and slowly move it with circular motions. Do not push too much.



Spray the brush with water after cleaning.

## Specification

Name	Electric toothbrush Oclean Smart Sonic Electric Toothbrush
Type	Oclean One
Force of the magnetic field	280 gs · cm
Power	1.8V
Charger	Oclean USB Cradle Dock
Duration of work	60 days (*)
Battery capacity	2600 mAh (**)
Full charge time:	3.5 hours (***)
Bluetooth	Bluetooth 4.0 and above

\* Checked under clean conditions for 2 minutes, twice a day.

\*\* Theoretically, the battery has a range of capacities ranging from 2250 mAh to 2950 mAh.

\*\*\* It is recommended to use a USB charger with parameters of 5V / 1A or 5V / 2A.

## Magnetic charge

When Oclean One is in contact with a special charging dock, the lower part of the toothbrush shines, indicating that the toothbrush is charging. In the event of incorrect charging (short circuit or overload), the warning LED will light up.

### Charging process

0% -95%, the power indicator blinks slowly.

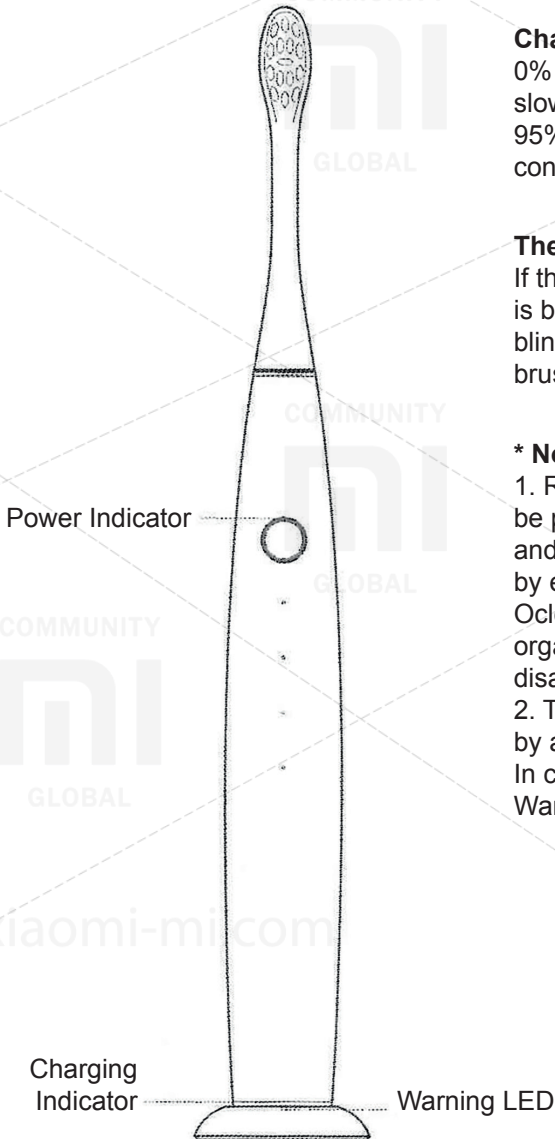
95% -100%, the power indicator lights continuously.

### The process of use

If the battery charge of the toothbrush is below 5%, the power indicator will blink red, reminding you to charge the brush.

### \* Notes

1. Replacing the battery can not be performed by the user alone, and should only be performed by employees of the authorized Oclean service center. Unauthorized organizations are prohibited from disassembling this product.
2. The USB cable can not be replaced by an unauthorized organization. In case of damage, contact Oclean Warranty Service Center for repair.

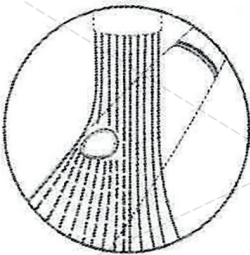


## Cleansing and care



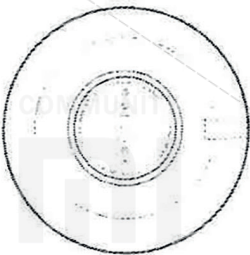
### Cleaning the toothbrush nozzle

After use, clean the toothbrush nozzle and allow it to dry. Do not pull the toothbrush nozzle, this can lead to deformation of the toothbrush.



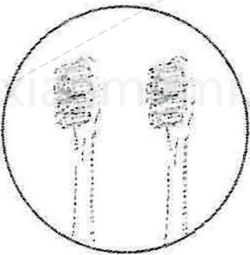
### Cleaning the case

Use clean water to wash the surface of the handle, wipe it with a soft cloth and allow it to dry. On press rubber seals with sharp or metal objects, this can lead to damage to them.



### Cleaning the charger

Wipe dirty parts of the charger with a soft cloth. Pull out the battery connector from the slot before cleaning the charger. Wipe the surface of the charger with a damp cloth.



### Replace the toothbrush nozzle

Dentists recommend replacing the toothbrush nozzle every 2-3 months to maintain an optimal level of cleaning.

## Typical problems and solutions

Below is a list of typical problems that users may encounter when using the brush. These problems can be easily resolved by users using these methods. Follow these steps to resolve before contacting a professional warranty service center.

### 1. The force of vibration has become weak

Possible problems

- The brush is too much pressed to the teeth.
- The gap between the brush head and the body is too large or too small.

Solution

- Place the head of the toothbrush on the teeth without touching.
  - Remove the toothbrush nozzle, reinsert it in place, leaving a sufficient gap between the nozzle and the body.
- 

### 2. The toothbrush runs a short period of time

Possible problems

- The docking station does not come in contact with the charging ring on the case, which may have led to an incorrect charging, which will also be indicated by the LED indicator.
- Insufficient battery power.

Solution

- Clear the docking station.  
Charge the device for a longer time.
- The battery life has expired.  
If the indicator light on the bottom of the toothbrush is red, contact an authorized Oclean center to replace the charger.

### **3. The toothbrush does not work**

Possible problems

- The toothbrush is located on the docking station not in a vertical position.

Solution

- Charge the toothbrush.
  - Replace the battery with an authorized Oclean customer support center.
- 

### **4. The sound became quieter**

Possible problems

- There is water in the loudspeaker, which led to a decrease in volume.

Solution

- Place the toothbrush in an upright position so that the water flows naturally.
  - Shake a little brush to remove water.
- 

\* For more detailed consultations, please contact us at [service@oclean.com](mailto:service@oclean.com)

The name of the component	Toxic and harmful substances and elements						Environmental protection
	Lead Pb	Mercury Hg	Cadmium Cd	Six-chrome Cr6+	Polybromodiphenyl PBB	Polybrominated diphenylether PBDE	
Block of PCBs	X	O	O	O	O	O	The term is 10 years
Plastic elements	X	O	O	O	O	O	
Metal products	X	O	O	O	O	O	
Flexible printed circuit board	X	O	O	O	O	O	

The name of the component	Toxic and harmful substances and elements						Environmental protection
	Lead Pb	Mercury Hg	Cadmium Cd	Six-chrome Cr6+	Polybromodiphenyl PBB	Polybrominated diphenylether PBDE	
Vibromotor	X	O	O	O	O	O	The term is 10 years
Electroacoustic device	X	O	O	O	O	O	
Accessories	X	O	O	O	X	O	
Battery	X	O	X	O	O	O	Срок 5 лет

### Note

O: content of toxic and harmful material in all homogeneous materials of the component is within the requirements of GB / T26572-2011;

X: the content of the toxic and harmful material in at least one of the component homogeneous materials exceeds the requirements of GB / T26572-2011;

In addition to several materials whose substitutes can not be found due to the level of technical development, the main materials of this product are environmentally friendly. You can use this product without worrying about violations of environmental protection rules.



## Oclean Smart Sonic Electric Toothbrush Electric Toothbrush Warranty Certificate

### User Info

Name: \_\_\_\_\_ Tel: \_\_\_\_\_ E-mail: \_\_\_\_\_  
Address: \_\_\_\_\_ Postal code: \_\_\_\_\_

### Product Info

Type: \_\_\_\_\_  
Place of production: \_\_\_\_\_

### Sales information

Name of the seller: \_\_\_\_\_ Tel: \_\_\_\_\_  
Address: \_\_\_\_\_ Postal code: \_\_\_\_\_  
Number of sales receipt: \_\_\_\_\_ Date of sale: \_\_\_\_\_

SN

### Guarantee voucher

Delivery date	Description / reason / Troubleshooting	Applicable equipment	Date adopted	Technical service specialist

Please request maintenance reports in the service center and store them properly together with the warranty certificate. Shenzhen Yunding Information Technology Co., Ltd. provides buyers who have purchased an electric toothbrush Oclean Smart Sonic Electric Toothbrush, warranty service in accordance with the repair, replacement and return regulations of household appliances. In case of inconsistency between service points and warranty obligations, the warranty and the contents of the warranty certificate will be given priority.  
Shenzhen Yunding Information Technology Co., Ltd.

Floor 28, Tower C, Dachong Commercial Center, No. 9676 Road, Shenzhen, China  
Zip code: 518057

If there is a problem with the product purchased, please contact

Email: [service@oclean.com](mailto:service@oclean.com)

[www.oclean.com](http://www.oclean.com)

Oclean's page on Facebook

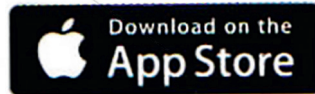



[www.facebook.com/ocleanofficial](https://www.facebook.com/ocleanofficial)  
Subscribe to Oclean's Official Facebook page

Download the mobile app



[www.oclean.com/download](https://www.oclean.com/download)  
Scan the QR code to download the mobile app



[xiaomi-mi.com](https://xiaomi-mi.com)