

MI Wi Fi router NANO



XIAOMI-MI.COM

Short specs



Ultra small router with a strong signal.
PBC External antenna support functions «through walls».



2.4G wireless network, a stable signal
Support 802.11b / g / n, support for almost all devices with the wireless network, the maximum speed of up to 300Mbps.



Multi-Tool, easy to use, fun entertainment.
Broadband acceleration, TGP games acceleration, acceleration of the game Jian Wang 3, protection against malicious websites.



Smart system, constant updating.
Have a router MiWifi Smart system, constant updating and optimization of the system, even greater security router.

Quick setup

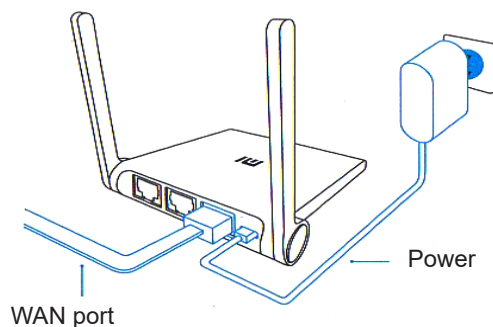
Thank you for choosing Mi Router Nano (hereinafter as Mi Router)

To start a new Smart life you need to do just 3 steps:

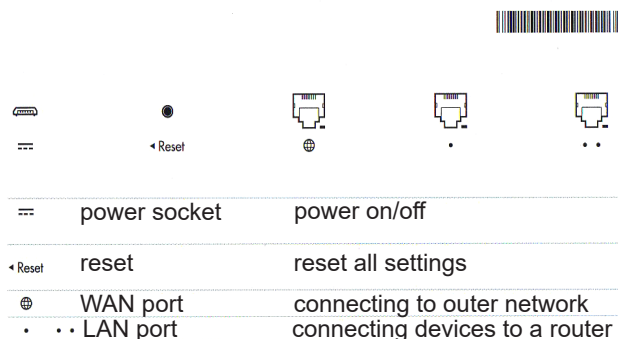
Plug in Power and Cable

Connect the power adapter, then plug the external network cable into the appropriate socket of the router.

* Connect one end of the cable to the fiber / home gateway / adsl modem
If you are missing the above devices, connect the router to a home network cable.



Plugs and buttons




Do not use third-party adapters.

Under normal operating condition, press and hold the reset button for 5 seconds. Reset hole on the left side of the router near the directional arrows.

Connecting to Wifi

Use your smartphone or computer to find and connect to a new network created Wifi Xiaomi _ xxxx.




* Skip this step if you connect the router to the computer via the network cable

* XXXX last 4 digit of the MAC-address of the router, check the confirmation at the bottom of the router.

Open a web browser or mobile application

For a successful authorization in Mi Wifi router, visit miwifi.com or specify the IP address of the modem 192.168.31.1, download the router application, you can also scan the QR-code.



Indicators



Dim color: off or no power



Yellow: power on / off



Blue: during normal operation



Red: in case of problems with the operation of the device (see item «Frequently Asked Questions»)

Frequently Asked Questions

Why, after a successful connection to the cable network and on completion of all settings, an error occurs in accessing the network?

First, check whether you have connected the network cable, and make sure your username and password is correct; We recommend visit any web page via mobile app or a Web browser, and using the smart error detection to find and resolve the problem. It may take a few minutes.

Error 678: The server operator does not take the same login

Remedy: once again pull out and reinsert the cable outer network, restart the fiber / home gateway / adsl modem, after 10 minutes, try to connect again.

Error 691: The server returns an error login password or expiration of your account.

Remedy: Check whether the user name and password or enter a login and password on the operator's website to check the details of payment services.

Is it possible to install the name of Wifi network (SSID) in Chinese? Why sometimes I have distorted name of Wifi network?

Mi router supports Chinese names in Wifi network, but for the normal functionality, you must be connected to the router device (smart phone / pad / computer) that also support Chinese SSID.

Why after the switching of a router, the red light flashes?

The red LED indicates a system error or a problem with the operation of the device, and indicates that you are in safe mode.

During safe mode, all the data stored on the router, be protected. You can restore the normal operation of the device firmware via USB or call maintenance to repair this issue.

At constant red light is lit, the data stored on the router, not lost, however, problems arise on and working memory / card. To resolve this issue, you can send the router for repair or upgrade it, or contact by phone of service to address this issue.

Connecting Mi Smart Home

Quick control the router via Wi Smart House APP.

Accelerating network in one click.

Select «Acceleration Network» and the router will automatically select the fastest and most stable signal, providing you with better speed Internet network.

The screen lock.

Support system MIUI, screen lock control, as well as the control and management of multiple Smart home devices.

Download Mi Smart House APP in the APP Store, find and download the app «Mi Smart House» or scan shown below QR-Code



Warranty

In case of problems with the operation of the device is not connected with the human factor, you can obtain warranty service:

Within 7 days from the date of purchase, in case of problems with the operation of the device, service center Xiaomi determines the cause of the problem, after the presentation of the receipt, you can choose a free replacement product, return or repair.

Within 15 days from the date of purchase, in case of problems with the operation of the device, service center Xiaomi determines the cause of the problem, after the presentation of the receipt, you are entitled to a free replacement item of the same model.

XIAOMI-MI.COM

Terms of warranty repair

The list of circumstances (including, but not limited to), under which compensation is not possible:

- No warranty card, receipt or the warranty period is ended;
- Damage caused by force majeure, such as lightning, fire or flood;
- Damage caused as a consequence of using the device for other purposes, improper care, or improper service;
- Problems that have arisen as a consequence of maintenance service centers, another trade mark;
- The model number listed in the warranty certificate and the number on the device do not match;
- Discoloration or deterioration as a consequence of operation of the device;
- The unlawful use of Internet resources.

If you encounter the aforementioned circumstances, you have to find your own solution or use the paid services in the service center.

[The warranty period Mi Router - 1 year](#)

[From the moment you put the seal, guarantee certificate takes effect.](#)

[Adjusted warranty certificate is seen as invalid](#)

The presence of toxic and hazardous substances

name	toxic and hazardous substances					
	Pb	Hg	Cd	Cr ⁶⁺	PBB	PBDE
case	0	0	0	0	0	0
mainboard	0	0	0	0	0	0
power adapter,	0	0	0	0	0	0
other comps	0	0	0	0	0	0

O: toxic and harmful substances in all components of the device contained in an amount below the limit value according to SJ / T11363-2006 «requirements limiting the presence of toxic and hazardous substances in products.»

X: indicates the presence of toxic and hazardous substances at least one of the components in this product in excess of the limit value, according to SJ / T11363-2006 «requirements limiting the presence of toxic and hazardous substances in products.»