
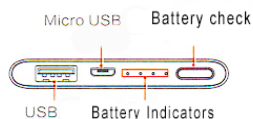


Mi Powerbank 5000

Read the manual before use the device!



1. About device

Safety: Portable Mi battery has a different degrees of protection; whether charged or discharged, it is in standby mode. The battery can easily pass a charge, over-discharge the batteries, high temperature, circuit, and many other unusual circumstances, and provides reliable protection for your digital portable equipment.

High performance: Extremely fast charging, high current output 5.1V / 2.1A, ultra-high conversion rate (5.1V / 1A conversion factor of more than 93%).

Compatibility: Built-in Smart USB compatible battery provides compatibility with many different devices, especially with Samsung and BlackBerry, which are not compatible with many portable power supplies.

Quality: The battery of the best international companies supplying the first class batteries.

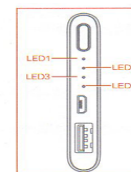
2. About device

Thank you for choosing our products. This device - a portable battery with a high capacity. The device uses the best international company supplying batteries with a first class chip. It has special performance metrics: safety, efficiency, compatibility and other aspects.

3. Basic parameters

Battery Type: Li-ion Battery
Power: 3.7V / 5,000 mAh (TYP)
Operating temperature range: 0°C - 45°C
Size: 125 x 69 x 9.9
Output voltage: DC5.1V
Input voltage: DC 5.0V
Output current 2100 mA (TYP)
Input Current: 2000 mA (TYP)
Charging time: about 3.5 hours (charger 5V / 2A standard cable), about 5.5 hours (charger 5V / 1A, standard cable)

4. Battery



Connect Mi adapter to the power adapter to charge it. During charging, the status indicators show the level of charge as follows:

Power	LED1	LED2	LED3	LED4
0-25%	Blinking	No lit	No lit	No lit
25-50%	Lit	Blinking	No lit	No lit
50-75%	Lit	Lit	Blinking	No lit
75-96%	Lit	Lit	Lit	Blinking
Full charge	Lit	Lit	Lit	Lit
Charging faults	Blinking	Blinking	Blinking	Blinking

Power	LED1	LED2	LED3	LED4
Insufficient Voltage	No lit	No lit	No lit	No lit
0-25%	Blinking	No lit	No lit	No lit
25-50%	Blinking	Blinking	No lit	No lit
50-75%	Blinking	Blinking	Blinking	No lit
75-100%	Blinking	Blinking	Blinking	Blinking

5. Charging of other devices

Use a USB cable to connect other digital devices to charge them. When discharge, the status lights indicate remaining battery level as follows:

6. Warranty

Warranty service is carried out in accordance with the law on «the rights of consumers of China» and «The PRC Law of the products quality.» The warranty service includes:

During the warranty period you have the right to repair, exchange or return an item. For repair, replacement or return of goods you need to present an invoice.

1. Within 7 days from the date of purchase, in case of a problem of «faults list» Xiaomi service center determines the cause of the problem, then you can choose a free replacement, returning or repairing of a product.

2. Within 8-15 days from the date of purchase, in case of a problem of «faults list» Xiaomi service center defines a problem, and then you choose a free replacement or repairing of goods.

3. Within 12 months from the date of purchase, in case of a problem of «faults list» Xiaomi service center defines the problem, then you are get a free repairing.

7. List of Faults

Name	List of faults
Mi Power bank	The occurrence of cracks due to the design and the material of device. Indicators is not properly display the battery capacity Once fully charged the battery capacity is less than 80% Violations during charging Mi Phone

8. Warranty rejection terms

- The completion of maintenance, fall, neglect, abuse, liquid ingress, accident, breaking, or if the label and marking of device is spoiled;

- The warranty period has expired;

- Damage caused by force majeure;

- Damage that do not meet «faults list» of Xiaomi service center;
- Failure of the device or its components from the «List of faults», which arose in connection with the human factor, and which prevent to a normal operation.

(It's necessary to keep the packaging unit, it may need to service center consultant in case you have to contact them)

9. Warning

This device is equipped with a lithium-ion battery, than it's strictly prohibited to disassemble the enclosure to prevent damage to the battery or other damage.

It is strictly forbidden any dismantling, squeezing, pricking device; also not allowed to put it into water or fire, or expose it to temperatures above 60 ° C.

10. Warning!

1. Before the first use of the battery, charge it fully.

2. When using the battery needed to display digital device caught fire, it will point to the correct operation of the device.

3. To charge this battery, or to charge other devices via the battery, you can choose its own cable.

4. If, during charging of the digital device ceased to burn all LED indicators, which means that in a portable battery charge is not enough. Please charge it more quickly.

5. When you connect a digital device to the battery, it directly uses the charge of the battery.

6. After a full charge the battery, immediately disconnect it from the electricity supply.

7. Due to the short circuit of the battery or for other reasons at the time of the introduction of protection mode (after pressing the «stop work», LED display does not appear), you must use an

external charger to continue charging and the battery life will be restored.



<http://xiaomi-mi.com>