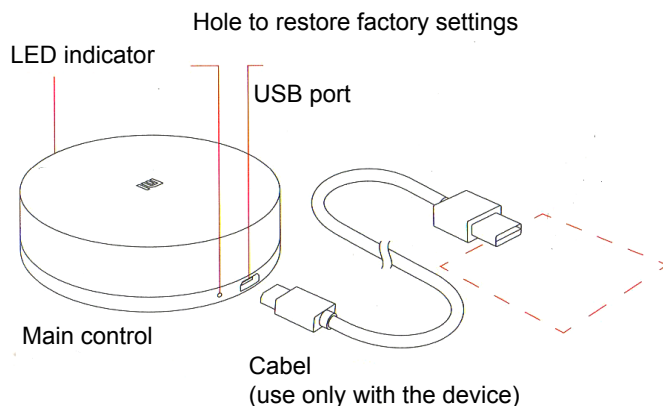


Smart Home All-In-One Media Control Center

Smart Home All-In-One Media Control Center

Versatile Smart Home All-In-One Media Control Center - remote control of connected via USB cable to the main remote control other devices. Select the DC adapters 5V 1000mA for use with the device.

Connection to the main remote adapter



b) Find in APP Store «Mi Smart House» app or scan QR-code to download the client application.

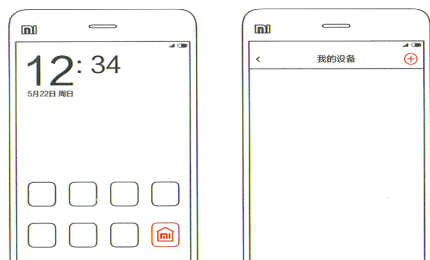


This device is already included in «Mi Smart House» application, supported by MIUI, the ability to connect various smart devices of your home.

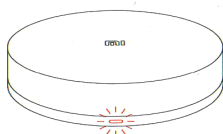
for the purchase of various smart devices for your home, register online on mi.com, or buy these devices using the client application «Mi Smart House»

c) Connection and remote control

Click the box, located on the right side of the smartphone display to open the Smart House, and follow further instructions. Blinking blue indicates the beginning of a connection. Continuously burning blue indicator means that the connection is successfully completed.



Indicators



Rapid blinking **yellow** light - waiting for connections.

It appears when the first connection, at the absence of the network or after restoring the factory settings. Therefore, pressing the Smart home application tab, you need to follow further instructions.

The rapid flickering **blue** indicator indicates the connection to devices.

It can also appear during installation, termination of the network or in the event of termination of the power supply. Continuously burning **blue** light indicates that the device is successfully connected to each other. Indicates normal working status.

Blue LED flashing once indicates emission of IR signal.

Slow flickering **blue** indicator indicates a duplication mode signal.
Slow flickering **yellow** light indicates a firmware update.

Main Functions

The main panel - an elegant appearance, and at the same time, high performance work of IR signal;

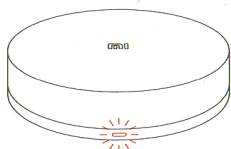
Special material - reducing diffuse reflectance, high transmittance of infrared signal;

Flower-like IR lamp - providing a stable signal for precise control of home appliances from every corner of your room;

Remote control - when you're return home, turn the air conditioning temperature to your apartment was most comfortable for you;

Installation work time - set the desired mode of devices now your appliances will have a «biological clock»;

Connection with other devices - working together in your home - beautiful technology for even greater comfort;



A comprehensive «library code» for the remote control:

6000+ - support for more than 6,000 different brands of home appliances;

80000 - the client application to the presence of more than 80,000 data of remote control;

250 000+ - 250000 cloud reserve a remote control data;
Many ways to connect;

Search models - after the introduction of remote control model indicated on the back, you just plug in the main panel and will be able to manage it;

Interactive addition - following instructions to adding new devices and manage them;

Duplicating remote control - all functions of remote control on your smartphone.

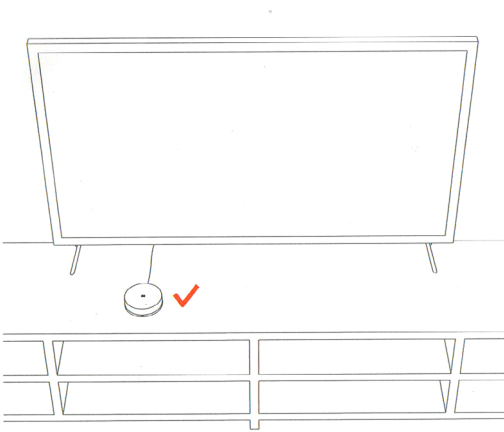
The presence of toxic and hazardous substances

Name	Toxic and harmful substances and elements					
	Pb	Hg	Cd	CrVI	PBB	PBDE
Main panel	x	0	0	0	0	0
Cable	x	0	0	0	0	0

O: toxic and harmful substances in all components of the device are contained in an amount below the limit value according SJ / T11363-2006 «requirements limit the presence of toxic and hazardous substances in products.»

X: means the presence of toxic and hazardous substances in at least one of the components of a device exceeds of the limit value according SJ / T11363-2006 «requirements limit the presence of toxic and hazardous substances in products.»

Recommendations for device location



If possible, set the device to not cluttered surface.

Warranty Terms

The list of circumstances (including, but not limited to) when any warranty service impossible:

- Repair Device in third-party service centers, drop, neglect, misuse, liquid ingress, accident, or if you have broken or spoil a label and marking device;
- Warranty period has expired;
- Damage arising under force majeure circumstances;
- Problems that are not included in the list of faults;
- Damage arising as a result of using the device for other purposes or intentional damage.

List of faults

Name	List of faults
All-In-One Media Control Center	1. The presence of damages of a device 2. LED indicator off when you switch 3. Problems with restoring of factory settings

Warranty

Warranty service maintenance is carried out according on «The rights of consumers» law and «Law of product quality.» In warranty service includes:

During the warranty period you may repair, replace or return the product. For repair, replacement or return of goods, you must have an invoice.

1. During a 7 days of purchase, in the event of problems with the «List of faults» service center Xiaomi determine the cause of the problem, then you can choose a free replacement product, return or repair.

2. Within 8-15 days from the date of purchase, in the event of problems with the «List of faults» service center Xiaomi defines the problem, then you choose a free replacement or repair of the goods.

3. During a 12 months of purchase, if there is a problem with the «fault list» service center Xiaomi defines the problem, then you have free repair.