

## KingMi Smart Power Strip (3 USB ports 2A Quick Charge)

## Features

### Overview

Sensor Power button

Thank you for using this unit. This power strip has 3 USB ports 2A Quick Charge connectors, supports remote control has protection against voltage overload and protective plates to prevent the possibility of electric shock.

Standard connectors  
Three-level security  
Two level security

### Specifications

Title: KingMi Power Strip (3 USB ports 2A Quick Charge);  
Model: QMCXB01ZN;  
Standard: Q / DXQMK 0001-2015; IEEE 802.11 b / g / n;  
CMIIT ID: 2016DP1397;  
Wireless Frequency: 2.4G;  
Housing material: flame-resistant polycarbonate;  
Size: length 241 x width 42 x height 26 (mm);  
Device Length: total length of 1.8 m;  
Weight: 330g;  
Technical parameters: 2500W MAX, 10A MAX, 250V;  
Input voltage USB module: 100-240V, 50 / 60Hz, 0.5A;  
The output voltage of the module USB: 5V, 2.1A;  
The total output voltage of a single USB Module: 15W;  
Operating temperature: -10 ° C + 40 ° C.

- Use your phone and other portable devices for remote control via connecting to the Internet.
- When electric current exceeds a threshold value, the device is automatically disconnected from a power supply, preventing overload of the device;
- After turning off unnecessary devices, that caused an overload, reset the unit, using the touch power button or mobile app. Come to use the device after replacing the fuse.
- When determining current leakage, device can automatically disconnect from a power supply. At the same time you get a warning message in app.
- Power strip equipped with double and triple protection systems that are independent of each other.
- Use fire-resistant material that meets state standards.
- 5 standard connectors, each of which can be used equally for standard sockets with three flat plugs, plugs and two German standard sockets with two round plugs (4.8 mm).
- Use the touch buttons for easier and convenient device control.

### Settings

Connect your device to power, ensure availability of sustainable signal Wi-Fi. When indicator blinks yellow, sign in «Mi Smart Home» APP and follow instructions of KingMi Smart Power Strip.

Blue permanent indicator, indicates successfully saving settings. Getting remote control of device.

### Install the app

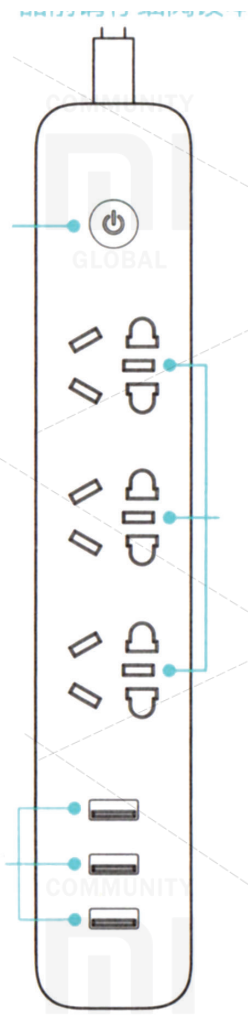
Find Mi Smart Home app at Google play or scan the QR-Code.

Install and run the application and follow the instructions.

This device is already included in Mi Smart Home list of devices.


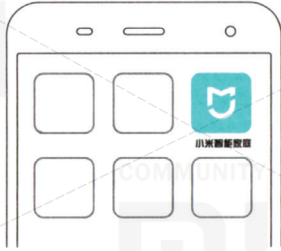


USB ports



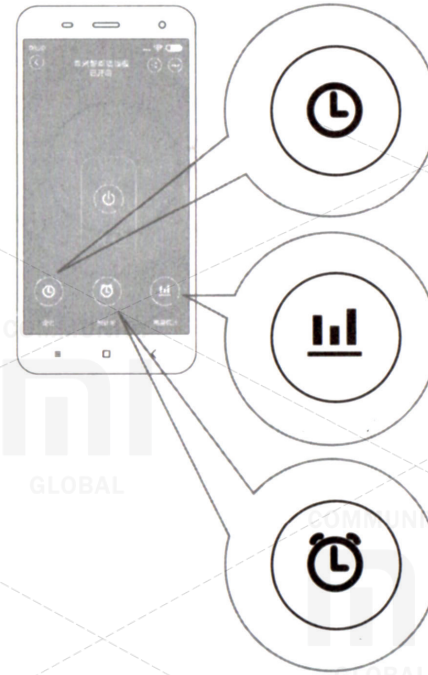
## Interface

After installing, the application automatically starts searching of KingMi Smart Strip. Click on the main interface control. If a backlight is lit blue, it means that the device is enabled; if there is no backlight, the device is off.



## Timer

With activated «Timer» function, you can set time to on and off.



## Statistics

Check the consumption of electricity per hour, day, week.

## Countdown

Set countdown to shutdown the device.

## Connect to network

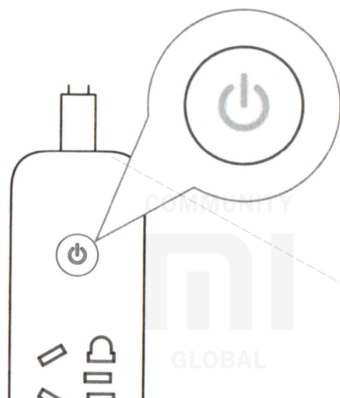
In case of changing of network, please reset KingMi Smart Power Strip. Constant blue indicator, indicating successful reset, then you can start to normal use.

## Update a software

During the software update indicator will flash yellow.

## Caution

In case of overload of the device, if a current exceeds 10 A, the power strip can automatically disconnect from a power supply. If you disconnect extra equipment, you can restore normal operation of the device with the app or touch power button.



## Device reset

Connect your device to power, then indicator will start blinking blue. Press the power button and hold for 5 seconds until indicator starts to flash yellow. Sign in «Mi Smart Home» application and follow the guidance of KingMi Smart Power Strip. Constant blue indicator indicates successful saving of all settings and restore normal operation of the device.

## Safety

- The total capacity of all connected devices must not exceed the rated device capacity.
- It is forbidden to tie a cord, use the device in a twisted cables to avoid overheating of the extension cord.
- A poor grounding or optional grounding can cause a dangerous situation.
- Do not use extension in rooms with high humidity.
- It is forbidden to disassemble the device.
- It is forbidden to heat the device. Install the power strip away from heat sources.
- When the device is connected, not use any items and tools to verify the reliability of power strip protector.
- It is forbidden to disassemble, modify, repair the device.

## Warranty

After-sales servicing is carried out according to the law on «The rights of consumers of China» and «Law on product quality of China». Warranty service includes:

1. Within 7 days of purchase, in case of any problem from «fault list», KingMi service center determines the cause of the problem, then you can choose a free replacement product or a refund.
2. Within 8-15 days after the purchase, in case of any problem from «fault list», KingMi service center defines the problem, then you choose a free replacement of product or repair.
3. Within 12 months from the date of purchase, in case of any problem from «fault list», KingMi service center defines the problem and then you free repair.

## The conditions, are not included in warranty service

1. Completion of maintenance, fall, neglect, abuse, water impact, accident, damage to labels and marking of devices;
2. The warranty period has expired;
3. Damage, arising under force majeure circumstances;
4. Damage, that do not meet the «List of faults» of KingMi service center;

5. Breakdown of device or its components «List of faults», arisen due to the human factor and which prevent proper operation.

## List of Faults

### KingMi Smart Power Strip

1. The emergence of cracks / damage, due to construction material or device.
2. After connecting the device to the power supply, an extension cord is not working.
3. Status indicator is off.
4. Problems with connection to Wi-Fi.

Online service: Community «KingMi Technology», get tips from users of the product

Manufacturer: OOO «KingMi (Beijing) Technology»

Address: Beijing city, Haiding District, Cuiwei Road 2, China Academy of Science and Technology, East Building, Block B, 6th Floor, Office 601.

**XIAOMI-MI.COM**