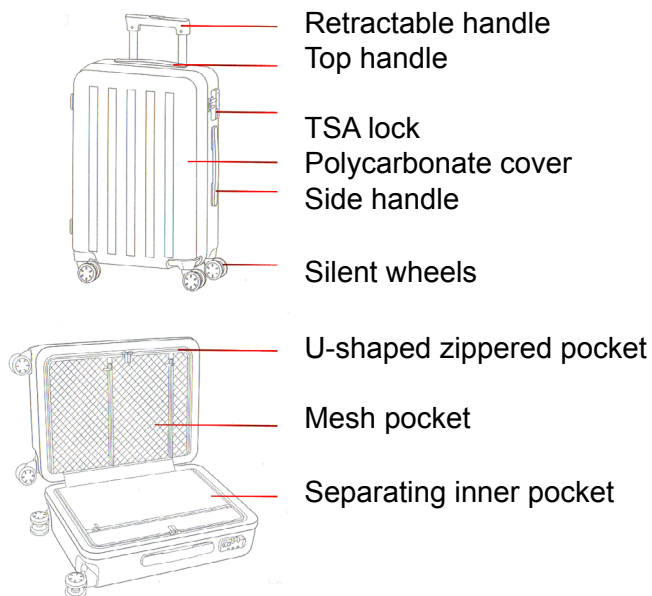




Before use, carefully read the instructions

Suitcase look



Characteristics

Dimensions: 20 inches (375 mm- 223 mm- 550 mm - on wheels);
Capacity: Approximately 36L;
Weight: about 2.9kg;
Standard: QB / T 2155-2010;
Outside material of suitcase: 100% polycarbonate;
Inside the suitcase material: 100% polyester.

Notes

Don't carry money and valuables in a suitcase.

The lock is only for locking fasteners of a suitcase from dislosing during shipping, so safety of your money and other valuables is not guaranteed.

Please do not roll the suitcase up the stairs or steps. If you roll a suitcase up the stairs or the stairs, you can get hurt, or your suitcase can be brake.

To prevent it, take a suitcase for his top or side handle.

Do not put a suitcase on wheels on non-horizontal surface.

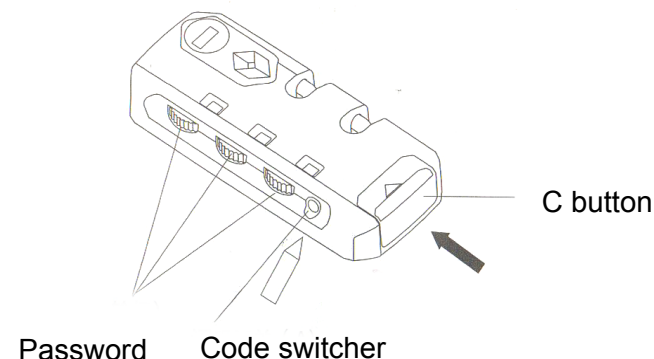
While driving the car, or if needed to put a suitcase on a transporter, grab the handle and gently lay it on its side. In case of fluctuations and possible impacts in a way your suitcase can tip over.

Therefore, pay special attention to this, if you will be a long road.

Do not sit on the suitcase.

During the trip, do not allow children or elderly people sit on the suitcase, as this may result in damage or injury to them.

TSA lock



TSA lock manual

The initial factory code of a suitcase lock - 0 0 0

Especially note: If you forget your own, previously setted code, the lock will not open, so we recommend that you reset your settings and enter a new code.

Step by step:

1. The initial state of the lock (factory code of suitcase 0-0-0)
2. Using the pen (or other similar thin object), press and hold the setup button (A) until you hear a click
3. Turn the wheels (B), select the desired combination of three digits (for example, 8-8-8)
4. Once you have selected a new combination, press (C) again and you will hear some clicking, and the button (A) will return to its original position.

Thus, you have successfully made the step 4 to install the code on the lock. Remember your password, because after you reset the lock code, you again have to do the above step by step installation.

Precautions

Precautions for the use of retractable suitcase handle:

Do not carry a suitcase holding its retractable handle;
During the movement of the suitcase, do not press and do not press down the button retractable handle;

Do not leave your suitcase in the rain for a long time;

The suitcase is not fully waterproof. When travelling in a rain, watch carefully to prevent water leaked inside the suitcase. If your suitcase is exposed to rain, it immediately (if possible) should be wiped with a dry towel.

Do not put the suitcase near the fire or any heating elements;

Warning, if you leave the suitcase near the fire, fire, or any heating device, it can lead to its deformation.

Do not use the banana essence, oil, alcohol or other corrosive solvents to wipe the suitcase;

Do not use the different corrosive solvents to wipe the suitcase, as this may cause deformation of the outer form, change its color and deterioration of the material .;

Do not leave the case in areas with high levels of acidity and humidity;

Do not leave the case in areas with high levels of acidity and humidity, as this can cause damage or breakage of the lock and other metal elements, it will make it impossible to use a normal suitcase.


During the trip, in the case of placing the suitcase on the respective upper shelves, watch out for him.

Fall of suitcases or other luggage while traveling, not only can cause injury to a person, but may break the suitcase, things you carry in it, can also be damaged or beaten.
It is therefore particularly keep an eye out for your suitcase, if you set it on the top shelf.

Features of Suitcase

100% of the German polycarbonate of Bayer AG;
Thin TSA lock;
Silent wheels, rotating at 360 degrees;
Inner U-shaped zippered pocket, a smart division of space;
Sturdy aluminum handle, with 4 provisions;
Clever design, maximizing the inner space.

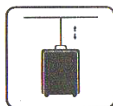
Suitcase testing



Testing suitcase in a drum




Falling of a suitcase



Shaking of a suitcase



Testing by walking



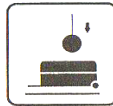
Testing of solidity



Safety Check of materials used in the suitcase



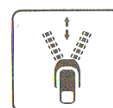
Salt spray testing of a suitcase



Shock resistance



Heat resistance



Testing of a zipper

Warranty

Warranty service is carried out in accordance with the «Consumers rights Law» and «Law of product quality.» The warranty service includes:

During the warranty period you may repair, exchange or return an item. For repair, replacement or return of goods you need to present a receipt.

1. Within 7 days from the date of purchase, in case of a problem of «fault list» service center Xiaomi determines the cause of the problem, then you can choose a free replacement product, return or repair.

2. Within 8-15 days from the date of purchase, in case of a problem of «fault list» service center Xiaomi defines the problem, and then you choose a free replacement or repair of the goods.

3. Within 12 months from the date of purchase, in case of a problem of «fault list» service center Xiaomi defines the problem, then you are given a free repair.

Warranty Terms

- Repair of the goods by unauthorized organizations or service centers;
- The validity of the warranty service has expired;
- Damage caused by force majeure;
- Damage that do not meet «fault list» service center of the goods;
- Damage that arose in connection with the human factor.

Producer: «Shanghai RunMi Technology»
Address: Shanghai, Songjiang district, ul.Shenzhuan, 518, building CaoHeJingyuan 14 5et

List of faults

Name	List of faults
Mi Suitcase	Cracks caused by construction and material of goods; Improper operation functions described in the manual; Problems with retractable handles work; Problems of suitcase with wheels; Problems of the main upper handle; Problems with the rotation of the wheels of code lock, you cannot change the password through a problem with button (C) Problems with zipper