

Mi 90 Points Smart Metal Suitcase

The main parameters of the suitcase

Name: Mi 90 Points Smart Metal Suitcase;

Model: LGSR2005RM / Silver, LGGD2005RM / Metal, LGBU2005RM / Blue;

Size: 497x340x215mm (total size 550x375x215mm);

Capacity: about 31l;

Weight: about 4.4kg;

Standard: Q31 / 0117000530C001-2016;

External material suitcase: 100% aluminum-magnesium alloy;

Internal material suitcase: 100% polyester.

The main parameters of Smart Module

Smart lock: D-901;

Operating temperature: -15C - 55C;

CMIIT ID: 2016DP1367;

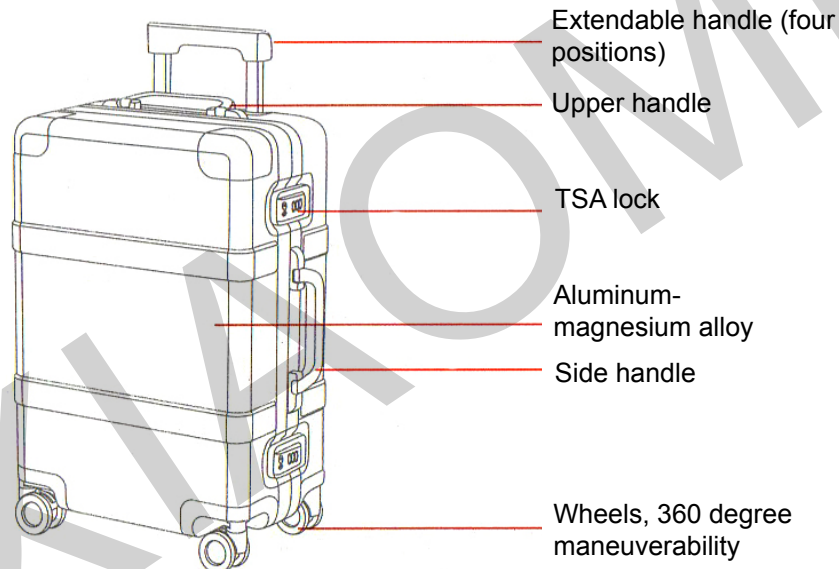
Support: Bluetooth 4.0 Android or iOS 7.0 and higher systems;

Type of wireless connectivity: Bluetooth 4.0;

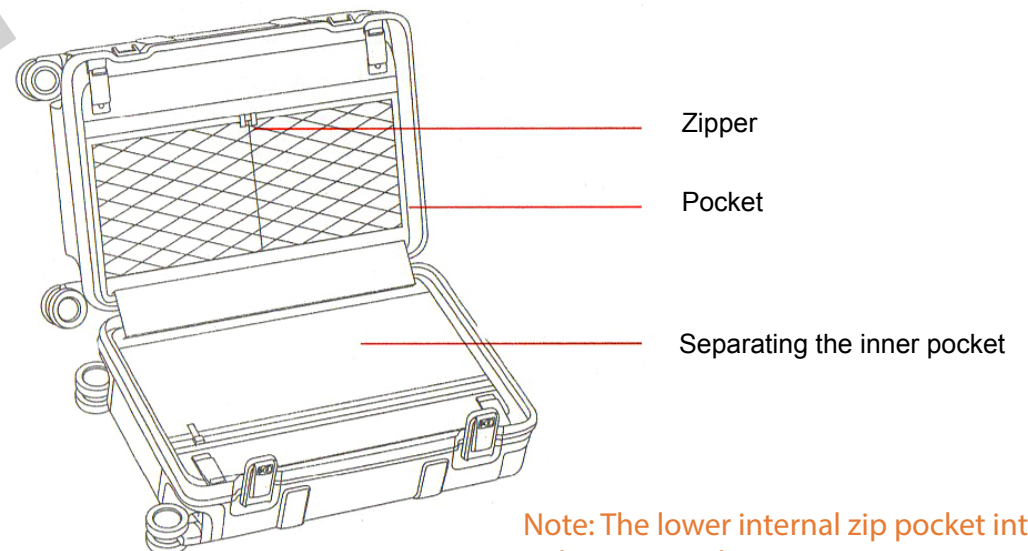
Power: 1.5V --- 550 mAh.

90

External side of the suitcase

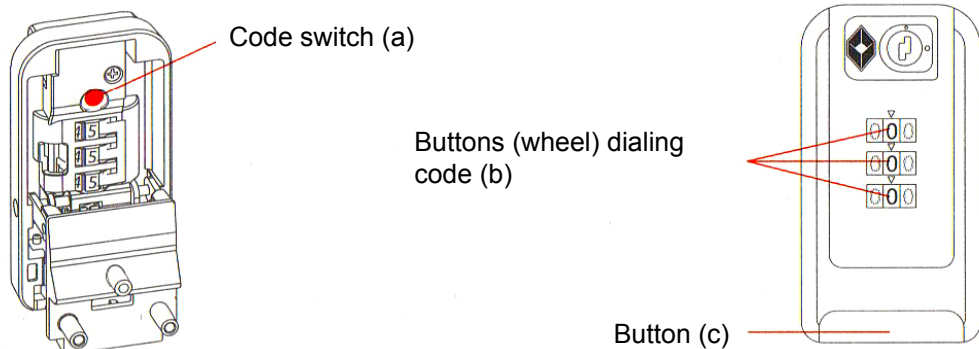


Internal side of the suitcase



Note: The lower internal zip pocket intend only to repair the suitcase, so we recommend not to open and use it for your own purposes.

Lock/unlock manual



1.Unlocking: Scroll wheels code on the suitcase, set your selected combination, press the button and the lock is unlocked.

2.Locking: Close the lock and at the same time scroll wheels code in random order. Lock is locked.

3.Installation password: 0-0-0 - it's originally set password of the suitcase, so you need to choose your own combination of three numbers.

3.1. The initial state of the lock (the current password of the suitcase is 0-0-0).

3.2. Use pen or other similar pointed object (as shown on the left picture), on the opposite side of the lock, to press and hold the installation button (a) until it clicks.

3.3. Rotate the code wheels (b), select the desired combination of three digits (eg 8-8-8)

3.4. If you choose a new combination, press the button (c) and you will hear some clicking, code switch (a) pops and lock will lock.

4. If you forgot your password, you will not be able to open the suitcase by common way. So be sure to remember your password.

(Besides the manual lock code lock, is a support function Bluetooth. See the smart lock user manual).

Smart lock manual

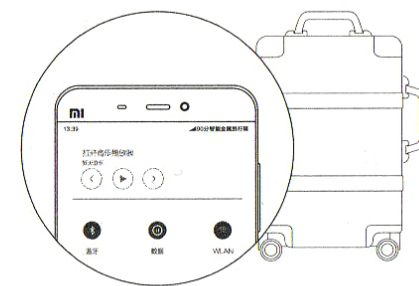
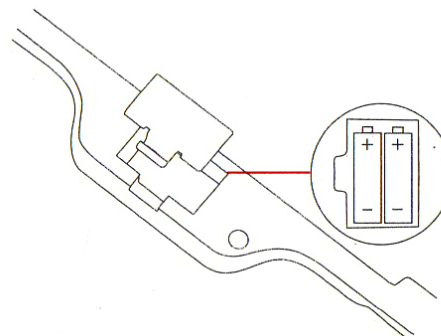


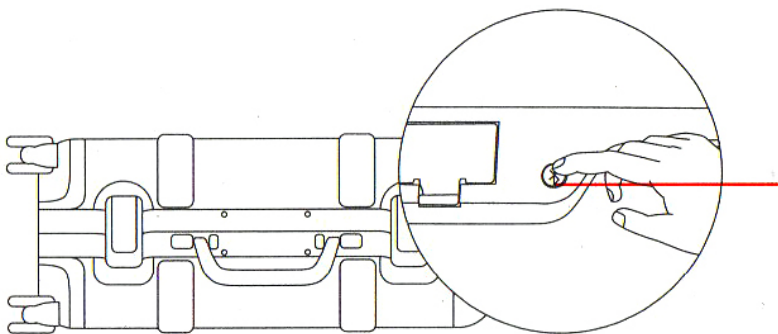
1. Install Mi Smart Home APP on your smartphone

To install Mi Smart Home APP on your smartphone, scan QR-code shown on the right side.

2. Set the battery and turn on Bluetooth on your phone

In the inner part of Mi 90 Points Smart Metal Suitcase (hereinafter referred as a suitcase), open the battery compartment and insert two AA batteries. The distance between a smartphone and a suitcase should be no more than 1 meter, check the stability of the WI-FI signal and turn on Bluetooth on your phone.





3. Connect the smartphone to the suitcase

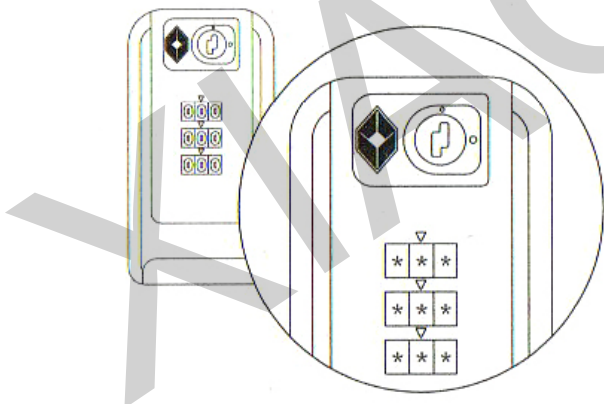
Open Mi Smart Home APP, create your Mi account, following the instructions of the application, then find suitcase in the list of devices. When the display prompts interface connection confirmation, press and hold the Bluetooth button, which is located inside the suitcase next to the battery compartment for 3-5 seconds (shown in the illustration). After doing all the actions in the application, you will receive a notification about the successful pairing of devices.

4. Start to use

After pairing the devices, firstly, you must set the password in manual mode (See the manual unlock/lock instruction). Scroll wheels of code in random order and make sure that the lock is locked. Unlock the lock using the smart unlock.

5. Change the batteries

Bundled with a suitcase, you get two AA batteries. If APP notifies you of insufficient charge, promptly change the batteries. During normal frequency of exploitation the suitcase you can use the batteries for 1 year. If for a long time you do not use a suitcase, remove the batteries.



Precautions

• Precautions for the use of retractable suitcase handle

Not recommended to lift the suitcase, holding its retractable handle. During the movement of suitcase do not press and push the button of the retractable handle.

• Not recommended to leave a suitcase in the rain for a long time.

A suitcase is not completely waterproof. By a sudden splashes of water nothing will happen to him. But if your bag gets wet, please promptly wipe it with a dry towel to avoid it of getting total wet and of getting water inside the suitcase.

• Do not put the suitcase near sources of heat.

Warning, if you leave the suitcase near the fire, the fireplace or other heat source, it can lead to deformation.

• Do not leave the suitcase in areas with a high level of acidity or moisture.

Do not leave the suitcase in areas with a high level of acidity or humidity, since this may cause damage or breakage of the lock and its metal elements. As a result, the normal use of the suitcase becomes impossible.

• Keep an eye on the suitcase, if it's on the top shelf (for luggage).

As a result of the fall of suitcases or other luggage you can get injured, it may break or things you carry in it may be damaged. So keep an eye on your suitcase, if it is placed on the top shelf, designed for luggage.

• Do not rely only on the distance unlock of the smart lock.

When connected to the smartphone, the device (smart lock) uses a radio signal. But in some cases this kind of connection and unlocking the lock is not enough reliable. In the an emergency case you should not rely only on the distance unlock of the smart lock.

Safety Tips

• Do not carry in a suitcase money and jewelry.

• Do not roll the suitcase up the stairs or steps. This may cause injury to the user or your suitcase can flip over and go wrong.

• Do not put the suitcase on the problematic and rough surface to prevent it from tipping over, and, as a result causing an accidents.

• Do not sit on the bag, since it may cause its tipping over and injury the user.

Warranty:

Warranty servicing is carried out according to the law on «The rights of the consumer of China» and «Law on product quality of China». During the warranty period you have the right to repair, replace or return. For repair, replacement or return of goods, you must present a receipt.

Warranty service includes:

1. Within 7 days of purchase, in case of any problem on «fault list» 90 Points service center determine the cause of the problem, then you can choose a free replacement of the product or a refund.
2. Within 8-15 days of purchase, in case of any problem on «fault list» 90 Points service center determine the problem, then you choose a free replacement of the product or repair.
3. Within 12 month of purchase, in case of any problem on «fault list» 90 Points service center determine the problem, then you have free reapeir

Warning:

The conditions, which are not included in warranty service

- Repair of goods by unauthorized organizations or service centers.
- The warranty period has expired.
- Damage arising under force majeure circumstances.
- Damage that do not conform to «List of faults» of the product service center.
- Damage that arose in connection with the human factor.

Warning:

- Warranty service is impossible if in the result of natural deterioration, incorrect operation or influence of the other external factors arose damage to a suitcases (For example, if as a result of travel by plane or other vehicle arose damage, deformation, fracture, crack the shell, scratches, corrosion etc.).
- In order to protect your legitimate rights and interests, before you sign in a document which confirms receipt of the goods, unpack and check the integrity of the device.

List of faults

Product Name	List of faults
Mi 90 Points Smart Metal Suitcase	Improper operation of the functions, described in the manual Problems with work retractable handle Problems with suitcases wheels Problems with the base of the main handle Problems synchronizing data with a certain device

The presence of toxic and hazardous substances

Detail name	Pb	Hg	Cd	Cr6+	PBB	PBDE
External body	O	O	O	O	O	O
Metal body of the lock	O	O	O	O	O	O
Elements of sheet copper	X	O	O	O	O	O

Data tables provided according to the provisions SJ / T 11364.

O: toxic and harmful substances in all components of the device are contained in an amount lower the limit value according to the standard GB / T 26572.

X: presence of toxic and hazardous substances, at least in one of the components of the device in an amount that exceeds the threshold, according to GB / T 26572

To consult a specialist, please call technical support: 400-807-9090

(Work hours: Mon-Fri 9:00 - 18:00)

Weixin 90Points QQ 90Points

Manufacturer: OOO «Shanghai RunMi Technology»

Address: Floor 5, Building 14, CaoHeJing Park, 518, Shenzhuan Street, Songjiang District, Shanghai city

Address after-sales service: 3, Huadong Zhen Fenghuang Road, Huadu District, Guangzhou city, Guangdong Province