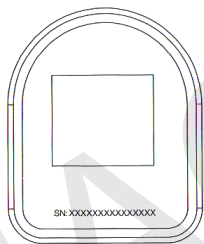




Li-Ning Smart shoes

Then scan a QR-code which placed on the back side of the chip.




How long the chip works?

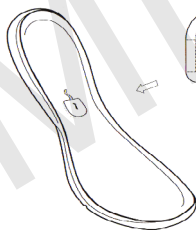
Under normal conditions, battery of the chip designed for 1 year of use

Install "Mi Fit" app

Find «Mi Fit» app at Play market or App store and install the app, or scan a QR-code for download and install Mi Fit app.



Installing chip in the shoes



A) Open the insole of the right shoe and you will find a special hole for the chip.

B) Set the chip in the hole. Logo must be on top.

Log in Mi Fit App, select a Run mode and make synchronization of shoes. After you wear shoes, you can get a statistics to track your movement and activity.

Connection to smartphone

Open «Mi Fit» app, in «My device» list, choose an appropriate model of sneakers



Li-Ning Smart Shoes junior model



Li-Ning Smart Shoes senior model

Main characteristic

Connection type: Bluetooth 4.0
Requirements: system Android 4.4 and higher, support Bluetooth 4.0 on Android, system iOS 7.0 and higher, system iPhone 4s/5/5c/5s/6/6Plus

Warning!

- Mi chip has a waterproof and water-repellent function.
- Don't immerse Mi chip in water. You must remove Mi chip before washing shoes.