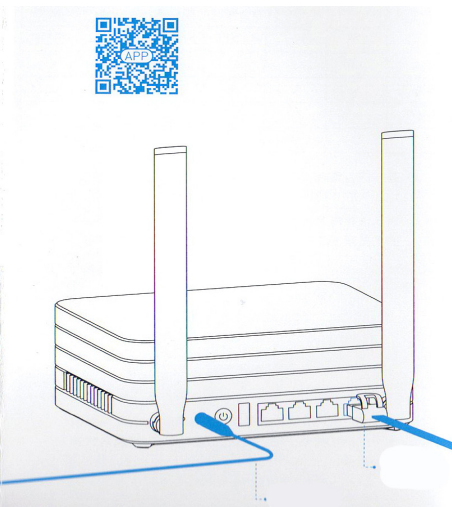


Mi Wi Fi Router 2

Quick Setup

We thank you for choosing Mi Wifi router with a hard drive 1 / 6TB! For starting a new Smart life need to be done just 3 steps:



1. Connect power and cable

Connect the power adapter, then plug the external network cable into the appropriate socket of the router.

* Connect one end of the cable to the fiber / home gateway / ADSL modem. If you are missing the above devices, connect the router to a home network cabling.

2. Connecting to the Wifi network

Use your smartphone or computer to find and connect to a new created network Wifi Xiaomi _ xxxx.

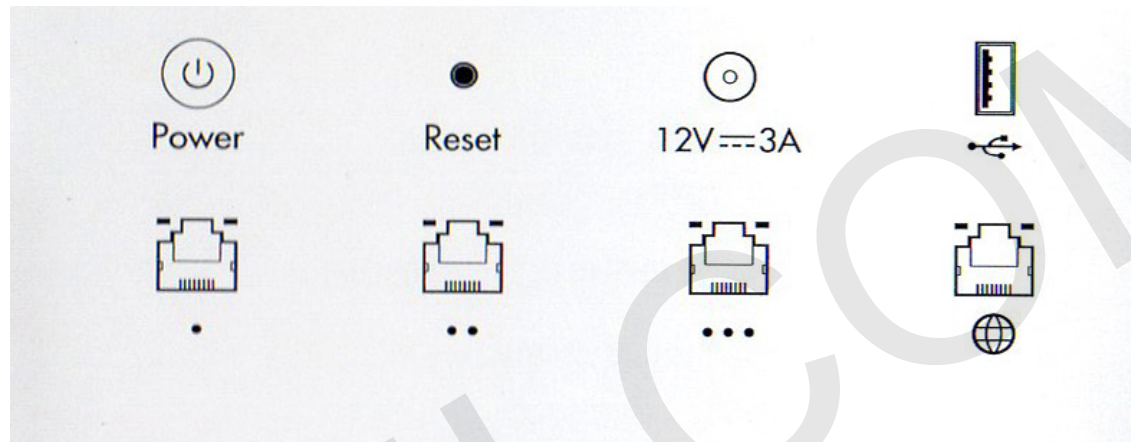
* Skip this step if you connect the router to the computer via the network cable

* XXXX last 4 MAC-address of the router, to check confirmation see the bottom of the router

3. Open a web browser or mobile application

For a successful authorization Mi Wifi router, visit miwifi.com or specify the IP address of the modem 192.168.31.1, for router application download, you can also scan the QR-code.

Description of connectors and buttons



Power

Power button

to turn on / off the device (one click)

Reset

Reset button

to reset the router (under normal operating condition, press and hold the button until the blue color changes to yellow)

12V --- 3A

jack for power

for connecting the power adapter and power supply for router

USB port

for external USB devices (supports USB2.0)

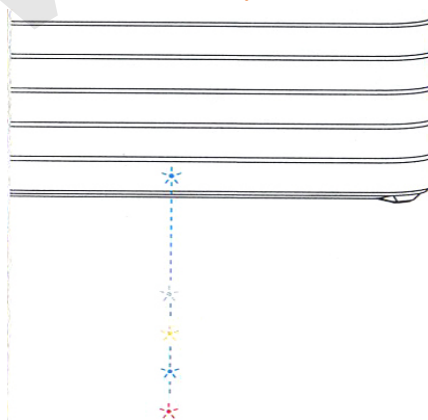
Gigabit LAN port 1-3

for connecting the network cable

Gigabit WAN port

for connecting router to the outside network

Description of indicators



Dim color: off or no power

Yellow: power on / off

Blue: during normal operation

Red: in case of problems with the operation of the device (see item "Frequently Asked Questions")

Placement of the router

The best signal coverage

For a good signal coverage is recommended to place Mi Wifi router with foreign PBC high-gain antenna in the room, providing thus the widespread availability of Wifi signal.

* The vertical position of the antenna provides better signal

Optimal heat dissipation

Mi Wifi router is equipped with a smart system of controlling the speed of heat removal. Therefore, to ensure optimal system performance heat dissipation, make sure that the two air outlets are not blocked.

Network

Interoperability of two ranges of WIFI network

2.4G

2.4G network supports the agreement 802.11N, the maximum data transfer rate up to 300Mbps, more comprehensive signal, higher permeability of the signal through walls, but the bandwidth is slightly lower.

5G

2.4G network for is enough for quite long distances, does not require use of devices for high throughput (to browse the webpages on your smartphone).

LAN

5G network supports 802.11AS agreement, the maximum data transfer rate up to 867Mbps, low noise, more powerful and stable signal, but not better than

bandwidth 2.4G network.

5G network is suitable for shorter distances, and there is a need to use devices for a sufficiently high bandwidth (for watching a movie on the pad / TV).

Mi Wifi router supports three Gigabit ports (data transfer rate 1000Mbps), it is recommended to use UTP cable (cat 5 and higher) for higher data rates.

* Network adapters, cables must support Gigabit Ethernet

System

Built-in Smart OS Mi Wifi Router

Security and stability

Mi Wifi Smart system has a safety mechanism, dual automatic switching is able to provide reliable and stable operation of the router, under any circumstances.

Constant updates

Mi Wifi system is constantly updated. Through regular updates OTA, continuously improving the work of the router, eliminating any interference.

Outstanding work router

Mi Wifi system can work independently with a large 512 MB flash memory and interact with 2 core Broadcom CPU, all of which guarantees perfect and error-free operation Mi Wifi system.

HDD

Working condition

Monitoring 7 days a week / 24 hours a day, thanks to built-in router 3.5-inch hard drive. For normal operation of the router, do not let it shake or fall.

Sleep mode

Automatic switching functions operating mode / sleep mode, low power consumption.

Switched off

If you need to turn off the router, simply press the power on / off. Grey indicator indicates that router is off. Before turning off the power adapter, first make sure that you have actually turned off the router.

"Health" of hard drive


It is recommended to regularly check the operating status of the hard drive, using the software "control of the magnetic disk", as well as to make a habit of regularly backing up important data.

Hard Drive Warranty

We provide a guarantee for Mi router and hard drive for one year. In case of problems in the hard disk during the warranty period, you are eligible for replacement.

* In the case of renovation / repair of hard drive, all data stored on it disappears. So before you give your hard disk for repair, use the software and back up important data.

Configuration



Broadcom BCM4709S, 2 core,
clocked at 1.4GHz



Dual Channel PCB antenna,
2.4G, the maximum gain to 4dBi,
5G, the maximum gain to 6dBi



Large memory,
512MB extensive memory,
Hosting OS Mi Wifi Smart Router



HDD,
Monitoring of the internal hard disk
7 days a week / 24 hours a day,
Powerful home center storage and
data processing

Frequently Asked Questions

Why, after a successful connection of cable for outside network and completion of all settings, an error occurs accessing the network?

First, check whether you have connected the network cable, and make sure your username and password is correct; Visit any web page, via mobile app or a Web browser, and using the smart error detection to find and resolve the problem. It may take a few minutes.

Error 678: The server operator does not take the same login.

Remedy: once again pull out and reinsert the cable for outer network, reboot the optical fiber / home gateway / ADSL modem, after 10 minutes, try to connect again.

Error 691: The server operator shows an error in login password or expiration of your account.

Remedy: Check whether the user name and password are correct or enter a login and password on the operator's website to check the details of payment services.

If your operator does not specify an error number, we recommend that you restart the device (optical fiber / home gateway / ADSL modem).

Is it possible to install the name of Wifi network (SSID) in Chinese? Why sometimes name of Wifi network is distorted?

Mi router supports Chinese names for WiFi network, but for the normal image network name, you must be connected to the router device (smart phone / pad / computer) that also supports Chinese SSID.

Why I can not find a 5G signal of Mi router?

To connect to the frequency of 5G, it is necessary that the network card device also supports 5G. If you find that the device supports the signal 5G, but still can not connect to it, in that case, the device does not support the domestic channel signal 5G.

Recommended check which signals are supported by the device, and then configure the operation of the signal Mi router.

What is the IP address and password of web-tools?

IP address of the site Mi router miwifi.com or 192.168.31.1. Password for utilities same as WiFi password set during device initialization.

If you have forgotten your password, go to the mobile app to see the password, or click router reset.

Why after switching on router, red light indicates?

Red light on indicator shows the occurrence of system errors or problems with operation of the device, and indicates that you are in safe mode. During safe mode, all the data stored on the router, will be protected. You can restore the normal operation of the device firmware via USB or call maintenance to address this issue.

If red light is constantly showing up, the data stored on the router, not lost, however, problems are arising when switching on and during work of memory / card. To resolve this issue, you can send the router for repair or upgrade it, or be contacted by phone service to address this issue.

Guarantee

In case of problems with the operation of the device that is not related with the human factor, you can obtain warranty service:

For 7 days from the date of purchase, in case of problems with the operation of the device, service center Xiaomi determines the cause of the problem, after the presentation of the receipt, you can choose a free replacement product, return or repair.

Within 15 days from the date of purchase, in case of problems with the operation of the device, service center Xiaomi determines the cause of the problem, after the presentation of the receipt, you are entitled to a free replacement item of the same model.

Warranty - 1 year

Terms of warranty repair

The list of circumstances (including, but not limited to), under which compensation is not possible:

- No warranty card, check or expired warranty;
- Damage caused by force majeure, such as lightning, fire or flood
- Damage caused by improper use of the device, its maintenance or storage;
- Damage caused by unauthorized repair work, etc. Service Center;
- Do not meet the model or code on the device and in the warranty card;
- Discoloration or deterioration of the device due to its use.

In the case of the above problems, you have to solve these problems on your own, or use the paid services of the service center.

The presence of toxic and hazardous substances

Name	Toxic and hazardous substances or elements					
	Pb	Hg	Cd	Cr6+	P BB	PBDE
Case	0	0	0	0	0	0
Mounting board	x	0	0	0	0	0
Power adapter	x	0	0	0	0	0
Additional components	0	0	0	0	0	0
Explanation	O: toxic and harmful substances in all components of the device contained in an amount below the limit value according to SJ / T11363-2006 requirements limiting the presence of toxic and hazardous substances in products. X: indicates the presence of toxic and hazardous substances at least one of the components in this product in excess of the limit value, according to SJ / T11363-2006 requirements for restrictions of presence of toxic and hazardous substances in products.					

This product conforms to the European RoHS requirements and regulations for the protection of the environment; international countries still cannot replace or reduce the aluminum content in copper alloy.

xiaomi-mi.com