

# Mi Internet Radio



XIAOMI-MI.COM

## Installing Mi Smart Home APP



In the APP Store find «Mi Smart Home» or scan the QR-code, to download the client application on the smartphone.

## Accessories

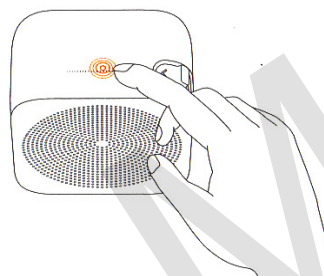
Accessories: Mi Internet Radio x1, USB cable x1, user manual x1

Switching stations button

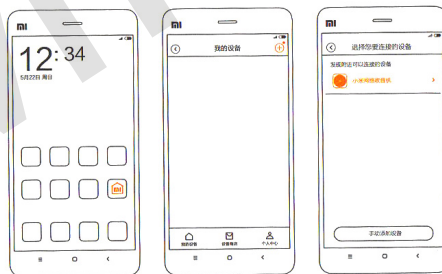
Dynamics

Sensor

Features: This product depends on Wi-Fi network. Quality of internet signal affecting a quality of the radio.



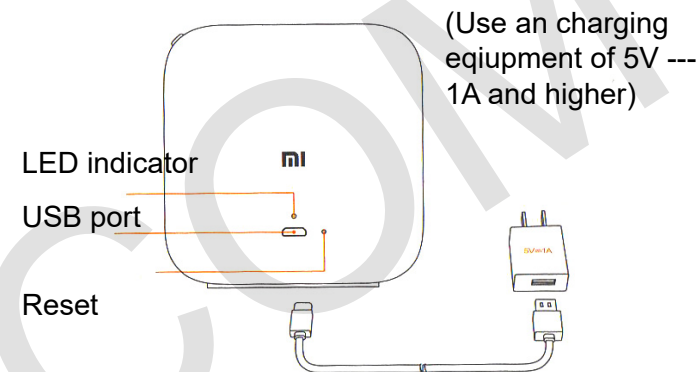
## Connecting to network



Follow the application instruction to connect to Wi-Fi network. Flashing yellow LED light indicates that the device is in standby mode.

1. Select the Mi Smart Home icon;
2. Click the button in upper right corner to add a new device;
3. In the list of found devices, select Mi Internet Radio.

## Usage



### Power switching on

This device does not have an ON / OFF button. Connect your device to the power supply, using a USB cable, then LED indicator lights up.

## Sign up to the official community



Weibo community



Weixin community

## Main specifications

**Name:** wireless speaker;  
**Model:** WLSYJ01CM;  
**Power:** 5V---1A;  
**Connection:** WiFi 2.4G ;  
**CMIIT ID:** 2015DP4700;  
**Dimensions:** 83mm x 83mm x 50mm;  
**Temperature range:** - 10C- -50C;  
**OS:** Android 4.0/iOS 7.0 and later;  
**Manufacturer:** «Shanghai Chuangmi Technology»;  
**Address:** Shanghai, Zhangjiang Gaokeji Yuan,  
Chengfu str. 399, 1, of.908

## Warranty

Warranty service is carried out according to the law on «The rights of consumers of China» and «Law on product quality of China». Warranty service includes:

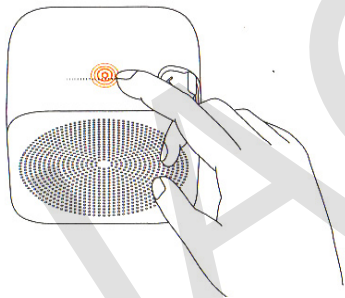
1. Within 7 days of purchase, in case of problems from «List of faults» Xiaomi service center determines a cause of the problem, then you can choose a free replacement or return of goods.
2. Within 8-15 days after the purchase, in the event of a problem from «fault list» Xiaomi service center defines the problem, then you choose a free replacement product or repair.
3. Within 12 months after the purchase, in the event of a problem from «fault list» Xiaomi service center defines the problem, then you have free repair.

## Conditions of denying of service

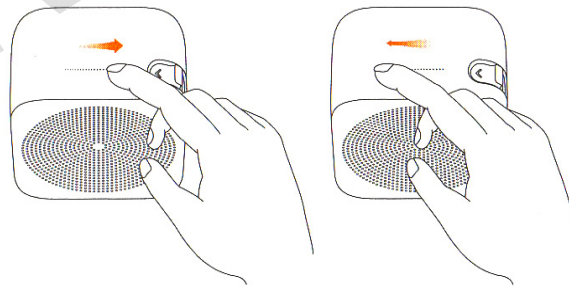
1. Maintenance period is over, fall, neglect, abuse, water impact, accident, or if label and marking of device is damaged;
2. The warranty period has expired;
3. Damage arising under force majeure circumstances;
4. Damage that do not meet the «List of faults» of Xiaomi service center;
5. Breakdown device or its components' list of faults have arisen due to the human factor and which prevent proper operation.

Read the manual before use the device

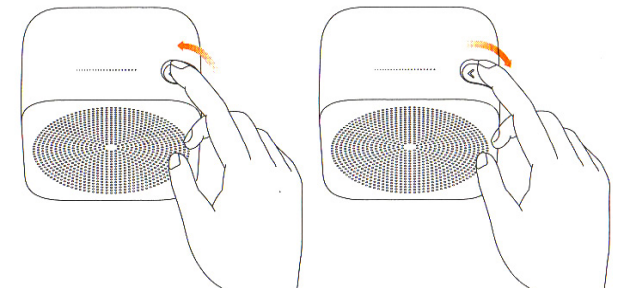
## Usage



**Play / Pause:** Lightly touch the top of the Mi Internet Radio once to put the radio broadcasting paused. Tap the top bar again to resume playback.



**Volume control:** Draw on top of the device from left to right to increase the volume. Swipe right to left to decrease the volume.



**Switching stations:** switch the button upwards to turn a previous station, switch button down to turn a next station

## List of faults

1. Damage of device;
2. LED indicator is off;
3. The radio not works;
4. Problems to reset the device.

## Presence of toxic and hazardous substances

Name	Toxic and hazardous substances					
	Pb	Hg	Cd	Cr6+	PBB	PBDE
Base of the device	X	0	0	0	0	0
USB cabel	0	0	0	0	0	0
Explanation	<p>0: toxic and harmful substances in all components of the device are contained in an amount below the limit value according to SJ / T11363-2006 "Requirements limiting the presence of toxic and hazardous substances in products."</p> <p>X: means the presence of toxic and hazardous substances at least one of the components in the device in an amount that exceeds the threshold, according to SJ / T113 63-2006 "Requirements limiting the presence of toxic and hazardous substances in products."</p>					