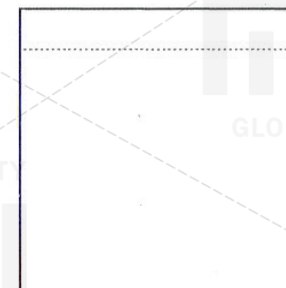
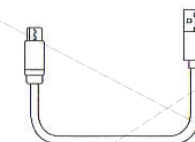
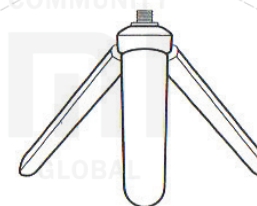
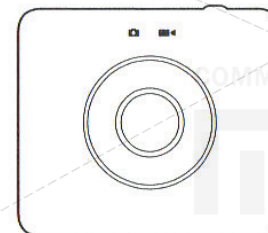


Overview

Package: MiJia Panorama Camera, data cable, tripod, protective pouch, user manual, warranty card.

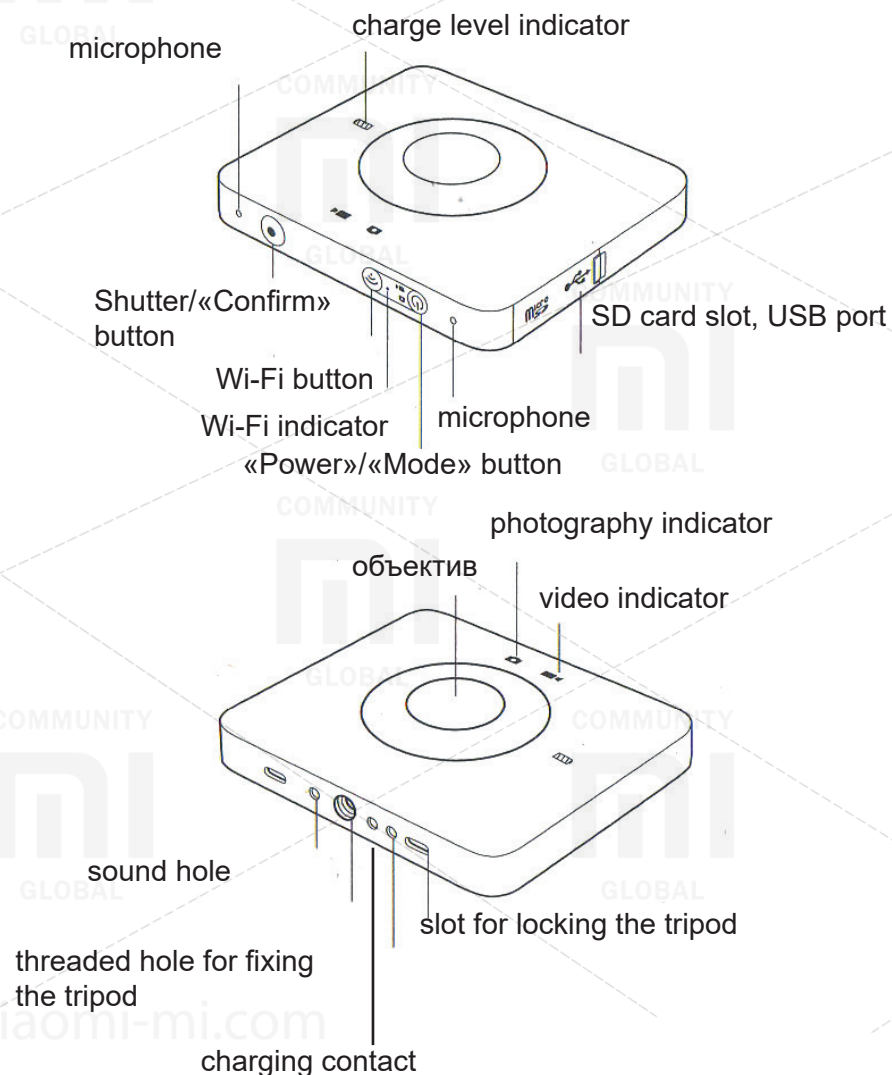
MiJia Panorama Camera User Manual



Manufacturer:

Consumer:	Xiaomi Communication Technology Co., LTD.
Manufacturer:	Beijing Fengjing Technology Co., LTD. (Xiaomi Eco-chain Enterprise)
Address:	Beijing City, Shijingshan District, Shixingda Street 30, Building 17, 4th Floor, 80
Online support	www.mi.com/service
Hotline:	400-100-5678
More information:	www.mi.com

Product components



Introduction to camera functions

1. Power on / off

Power on: perform a short press on the «Power»/«Mode» button, at the same time photo and video indicators light up; when the current mode indicator lights up, the camera is turned on.

Shutdown: hold down the «Power»/«Mode» button; when the current mode indicator light off, the camera is turned off.

2. Switching between photo and video modes

By short pressing the «Power»/«Mode» button, you can switch between the photo and video modes (the video mode is initially set).

3. Video shooting

In video recording mode, when the indicator of this mode constantly glows in blue, press the Shutter/Confirm button; the video recording indicator (red color) will flash slowly for a short time to start the video recording. Pressing the Shutter/Confirm button again will stop the video recording, the video recording indicator will turn blue and blink rapidly 3 times.

4. Photo by second

In still picture mode, hold down Shutter/Confirm to start taking photos by second, the photography indicator will flash slowly (in red), after 10 seconds, the camera will automatically stop shooting. A time to take a photo by second can be changed via the mobile application.

5. Photographing

In the photography mode, the indicator of this mode is constantly glowing in blue. After a short press on the Shutter/Confirm button, the photography indicator blinks 1 time.

6. Reset your Wi-Fi password

Press and hold the Wi-Fi button for 5 seconds, then Wi-Fi password will be reseted.

Introduction to camera functions

7. Battery indicator

A) When the charger is off:

Low battery warning: the battery indicator will flash slowly in red.

Device recharge warning: the battery indicator lights off.

B) When the charger is connected:

When charging, the battery indicator glows red.

Charging is complete: the battery indicator lights in blue.

8. Standby mode

If there are no camera operations for 120 seconds, it will go into standby mode, the battery indicator will flash blue. To exit the camera from the standby mode, press any button.

9. Video recording using the remote control

Using the remote control (supplied separately), you can control video shooting at a distance of up to 30 meters from the camera.

Download and install the mobile app

Enter into the search box at the App Store: «MiJia Panorama Camera», or scan the QR code to download MiJia Panorama Camera mobile application.

Scan the QR code for download and installation.



Connection to camera

1. Download and install the MiJia Panorama Camera mobile application;
2. Briefly press the «Wi-Fi» button to turn on the Wi-Fi camera module, the Wi-Fi indicator will glow blue.
3. Open the MiJia Panorama Camera mobile application, click on the «Camera» button at the bottom of the screen, make connections according to the instructions;
4. The initial password of the camera: 12345678.

Care of the camera

1. Extreme weather conditions can lead to a temporary decrease in the functionality of the camera or activate the automatic shutdown function.
2. Avoid using the camera in environments with sudden changes in temperature or humidity, condensation may form on the surface or inside the camera, if you notice a condensation, immediately open the memory card slot cover to exit the water vapor.
3. Using the camera, do not place it with the lens facing down on a rough surface (for example, on the ground) to avoid scratching the lens.

Non-warranty cases

1. Unauthorized repairs, misuse, shocks, careless use, violation of the device's operating rules, liquid ingress, accidents, upgrades, improper use of optional accessories not included with the device, as well as tearing off, spoiling or forging the label, marking the protection against Forgery;
2. Malfunctions, that occurred after the end of the warranty period;
3. Damage, caused by force majeure circumstances;
4. Malfunctions, that not listed in the «Characteristic malfunction table»;
5. Malfunctions, caused by user, which led to damage to the elements, specified in the «Table of Characteristic Faults».

Table of faults

1. Malfunction of switching on, off;
2. Malfunctions, associated with the image / sound;
3. Malfunctions, associated with indicators;
4. Problems with Wi-Fi / Bluetooth;
5. Malfunctions, associated with the buttons;
6. Malfunctions with a signal;
7. Faults, related to a battery.

The declared content of harmful and toxic substances

Component name	Harmful and poisoning substances					
	(Pb)	(Hg)	(Cd)	(CRVI)	(PBB)	(PBDE)
Body parts	○	○	○	○	○	○
PCBA	○	○	○	○	○	○
Lens parts	○	○	○	○	○	○
Sound signalizer and microphone	○	○	○	○	○	○
Screws, Buffer gaskets and other small-scale structural components	○	○	○	○	○	○

This table is created in accordance with the provisions of SJ / T 11364.

O: The content of this hazardous and toxic material in all homogeneous materials of this component is within the requirements of GB / T26572.

X: the content of this harmful and toxic material in at least one of the homogeneous materials of this component exceeds the requirements of GB / T26572.

After-sales service

Warranty maintenance of the MiJia Panorama Camera is carried out in accordance with the Law of the People's Republic of China «On Protection of Consumer Rights», the Law of the People's Republic of China «On the Quality of Products», including:

1. Within 7 days after receipt of the goods, in case of faults, included in the «Table of Faults», which was confirmed by the Xiaomi Service Center, a free return or replacement of the product is performed;
2. Within 8 to 15 days after receipt of the goods, in case of faults, included in the «Table of Faults», which was confirmed by the Xiaomi Service Center, a free replacement or repair of the product is performed;
3. Within 12 months after receipt of the product, in the event of malfunctions, included in the «Table of Faults», which was confirmed by the Xiaomi Service Center, the product is free of charge; In the event of breakdowns of accessories, that come with the camera (data cable and tripod) not through the fault of the user, which was confirmed by the Xiaomi service center, free repair is performed;

4. To obtain warranty service, present a valid sales receipt of the vendor organization with the specified serial number of the device and a warranty card;

5. The serial number of the device must be confirmed by the Xiaomi service department, and completely coincide with the serial number of the service channel of the service.

Main Parameters

Product name	MiJia Panorama Camera		
Product version:	QJ TZ01FJ		
Product dimensions:	78,00 × 67,40 × 24,03 mm		
Product weight:	108,3 g	Input:	5V = 2A
Consumer power of the device:	3,8 W	Rated temperature:	-10 — 45°C
Temperature of storage:	-20 — 45°C	Relative humidity of storage:	10% — 90%
Focal length	1,43	Aperture:	F2.0
Battery volume:	1600 mAh	Level of protection:	IP67
Maximum resolution of photos:	6912 × 3456		
Maximum resolution of videos:	3456 × 1758		
Wireless connection:	Wi-Fi IEEE 802.11 b/g/n 2.4 GHz, Bluetooth 4.0		
Data storage:	Micro SD Class 10, for hi-res videos use a Micro SD U3 to 128 GB.		
Cellular OS support:	Android 5/iOS 8 and higher		
CMIIT ID:	2016DP6594		
Standard:	Q/Madv0001-2016		
Charging adaptor			
Input:	100-240~50/60 Hz		
Output:	5V=2A/9V=2A/12V=1,5A Support of QC2.0, USB-A port		